



GAME-ON

2012 | RED WOLVES

ARKANSAS STATE SPORTS INFORMATION

MAIN PHONE NUMBER: 870-972-2541 • FAX: 870-972-3367
MAILING ADDRESS: P.O. Box 1000, State University, AR 72467
OVERNIGHT ADDRESS: 217 Olympic Dr., Jonesboro, AR 72401
Assistant AD/Sports Information Director: Jerry Scott
jscott@astate.edu • 870-972-3405 (office) • 870-243-6021 (cell)

2011 SUN BELT CONFERENCE CHAMPIONS • 2012 GODADDY.COM BOWL • 2005 NEW ORLEANS BOWL

ARKANSAS STATE QUICK FACTS

Location: Jonesboro, Ark. (67,263)
Enrollment: 13,900
Nickname: Red Wolves
Colors: Scarlet and Black
Stadium: ASU Stadium (30,406)
Playing Surface: GEO Surfaces Field Turf
Conference: Sun Belt
Head Coach: Gus Malzahn (Henderson State, 1990)
Record at ASU (Years): 0-1 (1st year)
Overall Record (Years): Same
Assistant Coaches:

Offensive Coordinator/Quarterbacks . . . Rhett Lashlee
Arkansas, 2006 (1st year at Arkansas State)
Defensive Coordinator/Linebackers . . . John Thompson
Central Arkansas, 1978 (1st year at Arkansas State)
RB/Special Teams Coordinator Eliah Drinkwitz
Arkansas Tech, 2004 (1st year at Arkansas State)
Offensive Line J.B. Grimes
Henderson State, 1977 (1st year at Arkansas State)
Cornerbacks David Gunn
Arkansas, 1987 (11th year at Arkansas State)
Safeties Brandon Hall (booth)
Oklahoma, 2000 (1st year at Arkansas State)
Defensive Line Kenny Ingram
Arkansas State, 1999 (1st year at Arkansas State)
Tight Ends Dean Jackson
Wichita State, 1981 (1st year at Arkansas State)
WR/Recruiting Coordinator Casey Woods (booth)
Tennessee, 2006 (1st year at Arkansas State)

2012 ARKANSAS STATE SCHEDULE/RESULTS

Sept. 1	at No. 5 Oregon (ESPN)	L, 34-57
SEPT. 8	MEMPHIS (ESPN3.com)	6 p.m.
Sept. 15	at No. 16 Nebraska (ESPN, ESPN2 or ESPNU)	11 a.m.
SEPT. 22	ALCORN STATE (ESPN3.com)	6 p.m.
SEPT. 29	WESTERN KENTUCKY* (ESPN3.com)	6 p.m.
Oct. 4	at Florida International* (ESPNU)	6:30 p.m.
OCT. 13	SOUTH ALABAMA**	6 p.m.
Oct. 23	at UL Lafayette* (ESPN2)	7 p.m.
Nov. 3	at North Texas*	4 p.m.
NOV. 8	LOUISIANA-MONROE* (ESPNU)	6 p.m.
Nov. 17	at Troy*	2:30 p.m.
DEC. 1	MIDDLE TENNESSEE*	2 p.m.

*SBC game *Homecoming All Times Central

2012 MEMPHIS SCHEDULE/RESULTS

SEPT. 1	TENNESSEE-MARTIN	L, 17-20
Sept. 8	at Arkansas State	6 p.m.
SEPT. 15	MIDDLE TENNESSEE	6 p.m.
Sept. 22	at Duke	TBA
OCT. 6	RICE*	6 p.m.
Oct. 13	at East Carolina*	3:30 p.m.
OCT. 20	UCF*	7 p.m.
Oct. 27	at SMU*	2 p.m.
Nov. 3	at Marshall*	1 p.m.
NOV. 12	TULANE*	6 p.m.
Nov. 17	at UAB*	1 p.m.
NOV. 24	SOUTHERN MISS*	3:30 p.m.

*C-USA game All Times Central

RADIO EAB Sports Radio Network
Matt Stolz (play-by-play), Bill Keedy (analyst)
TELEVISION ESPN3.com
Brock Bowling (play-by-play)
Corey Chavous (analyst)

2012 ASU TELEVISION SCHEDULE:

Sept. 1 at Oregon	ESPN
Sept. 8 vs. Memphis	ESPN3.com
Sept. 15 at Nebraska	ESPN, ESPN2 or ESPNU
Sept. 22 vs. Alcorn State	ESPN3.com
Sept. 29 vs. Western Kentucky	ESPN3.com
Oct. 4 at Florida International	ESPNU
Oct. 23 at Louisiana-Lafayette	ESPN2
Nov. 8 vs. Louisiana-Monroe	ESPNU



GAME 1: Arkansas State (0-1) vs. Memphis (0-1)

September 8, 2012 • ASU Stadium

Jonesboro, Ark. • 6:00 p.m.

Radio: EAB Sports Radio Network (107.9 FM, flagship)

TV: ESPN3.com

LIVE STATS: AStateRedWolves.com, TapStats



ON TAP: The Arkansas State football team will host Memphis in its 2012 home opener Saturday at 6 p.m. The game will be televised by ESPN3.com, and every A-State game can be heard live on 107.9 FM in the Jonesboro area and the live radio broadcast can be accessed through the Arkansas State athletic Web site (AStateRedWolves.com).

BY THE NUMBERS . . .

- 0 sacks allowed by the ASU offensive line last game against Oregon.
- 1 ASU's 2012 recruiting class was ranked No. 1 in the Sun Belt by Rivals, ESPN.com, Scout and 247Sports.com.
- 1 field goal needed by **Brian Davis** to tie the seventh most in school history for a career.
- 1 reception needed by **Taylor Stockemer** to become the sixth player in school history to record 100 catches.
- 11 **Josh Jarboe's** national rank in receptions per game (13.0 avg.).
- 2 ASU was picked to finish second in the preseason Sun Belt Coaches Poll with 85 points and 2 first-place votes.
- 3 touchdown receptions needed by **Taylor Stockemer** to become ASU's career leader in the stat.
- 3 ASU players named to the Blue Ribbon Preseason All-Sun Belt Conference Team.
- 3 touchdown passes needed by **Ryan Aplin** to become ASU's career leader in the stat.
- 4 ASU players named Preseason All-SBC, including **Ryan Aplin, Josh Jarboe, Zack McKnight** and **Don Jones**.
- 4 of the last seven seasons have seen Arkansas State achieve bowl eligibility with at least six victories.
- 5.5 games improved from 2010 to 2011 by the ASU, giving it a tie for nation's second biggest turnaround in 2011.
- 6 ASU players named to Athlon's Preseason All-Sun Belt Conference team.
- 6 game home winning streak by the Red Wolves.
- 7 completions needed by **Ryan Aplin** to take over third place for career completions in Sun Belt history.
- 7 consecutive winning seasons at ASU Stadium, including a 6-0 mark in 2011.
- 7 consecutive victories by A-State in home openers at ASU Stadium.
- 8 A-State games are currently scheduled to be televised by ESPN, ESPN2, ESPNU or ESPN3.com.
- 8 game conference winning streak currently held by ASU, which is tied for the third longest in the nation with NIU.
- 8 ASU players named to CollegeSportsMadness.com Preseason All-Sun Belt Conference Team.
- 9 of the last 10 years the football team has won the Sun Belt Conference Team Academic Award.
- 11 consecutive games **Ryan Aplin** has thrown at least one touchdown pass.
- 12 A-State players named to *Phil Steele's* Preseason All-Sun Belt Conference Team.
- 13 receptions by Josh Jarboe against Oregon, tying the most in school history.
- 15 **Ryan Aplin's** national rank in total offense (341 yards per game).
- 18 combined single game, season and career school records held by **Ryan Aplin** heading into his senior season.
- 21 ASU's national rank in total offense (530 yards per game).
- 23 seniors on the 2012 roster, including 13 redshirt seniors.
- 33 consecutive games with a reception by **Taylor Stockemer**, the second most in the nation.
- 34 yards needed by **Taylor Stockemer** to take over fifth place at ASU for career receiving yards.
- 52 returning lettermen on the 2012 A-State team, including 6 starters on offense and four on defense.
- 56 previous meetings between ASU and Memphis, the most for any A-State opponent.
- 300 yards or more of total offense recorded by ASU in 25 of its last 26 games, dating back to the 2010 season.
- 703 yards needed by Ryan Aplin to take over second place for career total offense in Sun Belt history.
- 21,257 was ASU's school-record average home attendance last season.

ARKANSAS STATE GAME WEEK MEDIA SCHEDULE

Mon., Sept. 3	Sun Belt weekly teleconference begins at 10:30 a.m. (Coach Malzahn at 10:44 a.m.). 11:30 a.m. press conference with head coach Gus Malzahn (ASU Football Facility, 3rd floor). 7:50-8:50 p.m. closed practice. Coaches & players available after practice.
Tues., Sept. 4	4:50-6:50 p.m. closed practice. Coaches & players available after practice. "Live at the Brickhouse with Gus Malzahn" radio show 7-8 p.m. (KFAN, 107.9 FM). Sun Belt Conference television highlight/interview package available.
Wed., Sept. 5	4:50-6:50 p.m. closed practice. Coaches & players available after practice.
Thur., Sept. 6	4:50-6:50 p.m. closed practice. No player availability. Coaches available on prearranged basis.
Fri., Sept. 7	Closed practice. No player or coach availability.
Sat., Sept. 8	Game Day. Coaches and players available after the game.
Sun., Sept. 9	Closed practice. Contact ASU Sports Information to arrange interviews. "The Gus Malzahn Show" (4:30 p.m. KATV-7 Little Rock, 10:30 p.m. KAIT-8 Jonesboro)

2012 SUN BELT STANDINGS

Team	Conference			Overall		
	W	L	Pct.	W	L	Pct.
Florida Atlantic	0	0	.000	1	0	1.000
UL Lafayette	0	0	.000	1	0	1.000
Troy	0	0	.000	1	0	1.000
WKU	0	0	.000	1	0	1.000
ULM	0	0	.000	0	0	.000
Arkansas State	0	0	.000	0	1	.000
FIU	0	0	.000	0	1	.000
North Texas	0	0	.000	0	1	.000
Middle Tennessee	0	0	.000	0	1	.000
South Alabama	0	0	.000	0	1	.000

2012 PRESEASON ALL-SBC TEAM**OFFENSE**

Ryan Aplin (Arkansas State, Sr., QB)
Lance Dunbar (North Texas, Sr., RB)
Kedrick Rhodes (Florida International, Jr., RB)
Alonzo Harris (Louisiana-Lafayette, So., RB)
Josh Jarboe (Arkansas State, Sr., WR)
Jayvone Lawson (Louisiana-Lafayette, Sr., WR)
Eric Thomas (Troy, Jr., WR)
Jack Doyle (WKU, Sr., TE)
Zack McKnight (Arkansas State, Sr., OL)
Rupert Bryan (Florida International, Sr., OL)
Caylin Hauptmann (Florida International, Sr., OL)
Leonardo Bates (Louisiana-Lafayette, Sr., OL)
Cyril Lemon (North Texas, So., OL)

DEFENSE

Isame Faciane (Florida International, Jr., DL)
Tourek Williams (Florida International, Sr., DL)
Tony Davis (Troy, Sr., DL)
Quanterus Smith (Western Kentucky, Sr., DL)
Winston Fraser (Florida International, Sr., LB)
Kanorris Davis (Troy, Sr., LB)
Andrew Jackson (Western Kentucky, Jr., LB)
Don Jones (Arkansas State, Sr., DB)
Jonathan Cyprien (Florida International, Sr., DB)
Melvin White (Louisiana-Lafayette, Sr., DB)
Brynden Trawick (Troy, Sr., DB)

SPECIAL TEAMS

Brett Baer (Louisiana-Lafayette, Sr., PK)
Will Atterberry (North Texas, Sr., P)
John Evans (Western Kentucky, So., RS)

PRESEASON OFFENSIVE PLAYER OF THE YEAR

Ryan Aplin (Arkansas State, Sr., QB)

PRESEASON DEFENSIVE PLAYER OF THE YEAR

Tourek Williams (Florida International, Sr., DL)

2012 PRESEASON SBC COACHES POLL**SCHOOL - POINTS (1st place votes)**

1. Florida International - 92 (5)
2. **Arkansas State - 85 (2)**
3. Louisiana-Lafayette - 81 (2)
4. Western Kentucky - 70 (1)
5. Troy - 60
6. Louisiana-Monroe - 47
7. Middle Tennessee - 42
8. North Texas - 36
9. Florida Atlantic - 23
10. South Alabama - 14

THE PRINCIPALS: A-State will carry a six-game winning streak at ASU Stadium into its home opener, while Memphis has dropped its last two road games. Both teams are looking for their first victory of the season after the Red Wolves dropped a 57-34 decision at No. 5 Oregon and the Tigers suffered a 20-17 home setback against Tennessee-Martin last week.

HEAD COACH GUS MALZAHN: Gus Malzahn was named the Red Wolves' 28th head football coach at Dec. 14 press conference, bringing him back to his home state after most recently enjoying highly successful stints as a top assistant coach at three NCAA FBS universities that garnered him national acclaim. A name highly recognized throughout Arkansas and the nation, Malzahn comes to Arkansas State after serving as the offensive coordinator and quarterbacks coach at Auburn for the past three seasons. A native of Fort Smith, Malzahn was named the winner of the 2010 Frank Broyles Award, given annually to the nation's top collegiate assistant coach.

THE ASU-MEMPHIS SERIES: Arkansas State has played Memphis more than any other opponent in school history, and Saturday's game will mark the 57th meeting all-time between the two schools since 1914. Memphis leads the all-time series 28-22-5, but ASU won last year's game in Jonesboro by a 47-3 score.

A-State has won three of the last four meetings, including two consecutive in Jonesboro. ASU also hosted Memphis in 2004 and set the ASU Stadium record for attendance with 30,427 fans on hand. While the Red Wolves' 2011 game against Memphis concluded a four-year home-and-home series, a two-year home-and-home series starting this year with the Tigers guarantees that ASU's oldest rivalry game will continue through at least 2013.

A-STATE vs. CONFERENCE USA: Arkansas State holds a 27-45-5 record all-time against current members of the league. Versus current C-USA members, the Red Wolves are 22-28-5 against Memphis, 1-1 against SMU and 2-9 against Southern Miss. The other C-USA teams the Red Wolves have faced are UCF (0-1), East Carolina (0-2), UAB (0-2) and Tulsa (2-2).

AN A-STATE VICTORY WOULD . . . : Extend its home winning streak to seven games . . . Give the Red Wolves two straight wins against the Tigers . . . Extend its winning streak in home openers at ASU Stadium to eight games . . . Improve its all-time record in home openers at ASU Stadium to 28-11 . . . Give the Red Wolves back-to-back seasons with at least one victory over a BCS non-conference opponent since 2006-08.

TENNESSEE RED WOLVES: Arkansas State has 12 players on its roster from the state of Tennessee, including seven players listed on its 2-deep. The players from Tennessee listed on ASU's 2-deep include **Terrious Triplett** (Memphis), **Brian Davis** (Brentwood), **Julian**

HEAD-to-HEAD**Arkansas State****Memphis**

0-1	Record	0-1
34.0	Points Avg.	17.0
530.0	Total Off. Avg.	359.0
226.0	Rushing Avg.	202.0
304.0	Passing Avg.	157.0
33%	3rd-Down Pct.	47%
0%	4th-Down Pct.	67%
27:27	TOP/Game	29:06
605.0	Total Defense	392.0
297.0	Rush Defense	181.0
308.0	Pass Defense	211.0
1-9	Sacks by-Yards	0-0
-2	Turnover Margin	+0
18.5	Kick Return Avg.	17.3
0.0	Punt Return Avg.	-3.0
31.0	Avg. Per Punt	44.2
57.0	Penalty Yards Avg.	68.0

Jones (Germantown), **Tausean Holmes** (Millington), **Chaz Scales** (Franklin), **Nick Nelms** (Germantown) and **Ryan Carrethers** (Nashville).

HOME OPENERS: Arkansas State has won its last seven home openers at ASU Stadium dating back to the 2005 campaign. The Red Wolves stand 27-11 all-time in home openers at ASU Stadium and are also 14-6 in such games since moving to Division I-A (FBS) in 1992.

HOME SWEET HOME: With a 6-0 home record last season, Arkansas State secured its seventh consecutive winning record at ASU Stadium dating back to 2005. ASU is now 31-7 at ASU Stadium since the 2005 season. The Red Wolves actual on-field record all-time at ASU Stadium is 123-70-1 since it opened in 1974. ASU's six home wins last season were its most since 1985.

98th SEASON UNDER WAY: Arkansas State kicked off its 98th season of football Sept. 1 at Oregon. ASU now holds a 416-455-37 record since the inaugural 1911 season and has played in eight bowl games. A-State did not field a football team from 1942-44 due to World War II. ASU also didn't have a team in 1918 as World War I was ending.

SENIOR BOWL WATCHLIST: ASU has two players on the inaugural Senior Bowl Watch list. Senior quarterback **Ryan Aplin** and senior wide out **Josh Jarboe** were added to the watch list on August 24.

300-PLUS: Dating back to the 2010 season, Arkansas State has posted at least 300 yards of total offense 25 of its last 26 games. ASU's school-record 14 consecutive games with over 300 yards of total offense came to an end against Virginia Tech last season, but it has now reached the total in 11 straight games.

ARKANSAS STATE TEAM RECORD

Overall	416-455-37
ASU Stadium	115-70-1
Since Div. I-A (1992)	75-147-1

TEAM STREAKS

Wins	0
ASU Stadium Wins	6
Away Wins	0
Sun Belt Wins	8
Losses	2
Home Losses	0
Away Losses	1
Non-conference Losses	2
Wins When:	
allowing 10 points or less	29
allowing 17 points or less	6
scoring 20 points or more	0
scoring 30 points or more	0
rushing for 200+ yards	0
passing for 300+ yards	0
400+ yards of total offense	0
leading at the half	10
tied at the half	1
trailing at the half	0
scoring first	0

2012 ASU RECORD WHEN:

at home	0-0
on the road	0-1
leading at the half	0-0
tied at the half	0-0
trailing at the half	0-1
leading after 3 quarters	0-0
tied after 3 quarters	0-0
trailing after 3 quarters	0-1
overtime	0-0
Scores	
17+ points	0-1
the opponents scores	
17+ points	0-1
more offensive yards	0-0
fewer offensive yards	0-1
more penalty yards	0-0
same penalty yards	0-0
fewer penalty yards	0-1
gains 300+ offensive yards	0-1
allows 300- offensive yards	0-0
rushes for 150+ yards	0-1
rushes for 200+ yards	0-1
passes for 200+ yards	0-1
Wins turnovers	0-0
Ties turnovers	0-0
Loses turnovers	0-1
More total yardage	0-1
Less total yardage	0-0
Wins time of possession	0-0
Ties time of possession	0-0
Loses time of possession	0-1

TWO MORE SCHOOL RECORDS: Senior quarterback **Ryan Aplin** set new school records for both total offense and passing yards during the Oregon game, giving him 18 combined game, season and career records at ASU. Aplin ended the game with 9,075 career yards of total offense, passing Corey Leonard (8,887 yards from 2006-09) for the record. He also finished the game with 7,720 passing yards to move past Cleo Lemon (7,706 yards from 1997-2000) in the record books.

I'M NOT JOSHING YOU: Senior wide receiver **Josh Jarboe** hauled in a career-high 13 receptions last week against Oregon, which also tied the school record set by Dwayne Frampton last season. Jarboe's 13 receptions also tied the most in the nation, and he recorded 66 receiving yards and a touchdown as well.

HERALDED PERFORMANCE: Senior linebacker **Nathan Herrold** recorded a team-high 11 tackles last week against Oregon, marking the fourth time of his career he reached a double-figure tackle total. Herrold's 11 tackles also tied the most by a Sun Belt Conference player last week.

PRESEASON ALL-CONFERENCE: Senior quarterback **Ryan Aplin** was named Sun Belt Conference Preseason Offensive Player of the Year and one of four A-State players named to the all-conference team at the league's Media Day in New Orleans. Aplin, senior wideout **Josh Jarboe**, senior offensive lineman **Zack McNight** and senior defensive back **Don Jones** were all named to the Preseason All-SBC Team.

RED WOLVES TABBED SECOND IN PRESEASON SBC POLL: The Red Wolves were picked second in the preseason coaches poll announced as part of the league's annual Media Day. Arkansas State received 85 points and two first place votes, just behind Florida International, which received five first place votes and 92 points to earn the nod as the preseason favorite in the league race. The Red Wolves won the Sun Belt Conference Championship a year ago after posting a perfect 8-0 record in league play during the 2011 season. Louisiana-Lafayette, Western Kentucky and Troy rounded out the top five in the poll, and FIU defensive lineman Tourek Williams was named the Preseason Defensive Player of the Year.

HIGHLY TOUTED RECRUITING CLASS: With a *Parade* All-American, Under Armour All-American, NJCAA All-American, 23 players that earned either junior college all-conference or high school all-state recognition and 18 players rated at least three stars by one or more of the major recruiting sources, the 2012 ASU signing class could be considered one of the best in the history of the ASU football program. Arkansas State had the top-rated class in the Sun Belt Conference by *Rivals.com*, *Scout.com*, *ESPN.com* and *247Sports.com*.

COACHING RECOGNITION: First-year Arkansas State Head Football Coach Gus Malzahn was recognized as one of the top hires in the nation this offseason, named as the No. 4 best hire and No. 2 most intriguing hire in the nation by CBSSports.com. He was also one of two head coaches in the nation to receive a grade of A+ among new hires for the 2012 season by the *Sporting News*. Bleacher Report's "Over/Under Victories" for every new head coach places A-State at nine victories, one of the tops listed in the report.

RETURNING ALL-CONFERENCE PLAYERS: A-State returns five 2011 All-Sun Belt Conference players this season, including the league's Player of the Year in senior quarterback **Ryan Aplin**. Aplin was a first-team selection and was joined by second-team choices **Josh Jarboe** (Sr., WR) and **Nathan Herrold** (Sr., LB). Returning as honorable mention choices are senior wideout **Taylor Stockemer** and senior punter **Neely Sullivent**.

GODADDY.COM BOWL: Arkansas State accepted an official invitation to the GoDaddy.com Bowl last season following its victory over Middle Tennessee on Nov. 19, placing the Red Wolves in a bowl game for the first time since 2005 when they played Southern Miss in the New Orleans Bowl in Lafayette, La. ASU was bowl eligible for the first time since 2008, but for the fourth time over the last seven seasons. ASU reached bowl eligibility after just eight games, making last year the earliest ASU had ever been bowl eligible as an FBS member (since 1992).

SUN BELT CHAMPIONS: Arkansas State claimed its first ever outright Sun Belt Conference championship last season. Including 2011, Arkansas State has won eight conference championships all-time. ASU won the Southland Conference seven times (1986, 1985, 1978, 1975, 1970, 1969, 1968). ASU also won the 2005 Sun Belt Conference championship, but it was later vacated due to NCAA sanctions.

IN THE POLLS: Arkansas State received as many as 18 votes in the AP Top 25 Poll and 13 votes in the USA Today Top 25 Coaches Poll, while also ranking as high as No. 35 in the BCS and reaching No. 30 in the CBSSports.com 120 rankings during the season.

APLIN ON NUMEROUS WATCH LISTS: An All-America and Heisman candidate, senior quarterback **Ryan Aplin** has garnered a significant amount of national attention this preseason as he is listed on the Walter Camp Player of the Year Watch List, Davey O'Brien Award Watch List, Johnny Unitas Award Watch List and the Manning Award Watch List. Video, action photos and biographical information for Aplin are all available on a Facebook Page, maintained by the ASU Sports Information Department, called "Ryan Aplin All-America and Heisman Campaign." Fans and media will be

able to follow Aplin's 2012 season on the page, where updates will be posted throughout fall camp and the upcoming season.

ATHLON'S PRESEASON HONORS: The Red Wolves had six players named to *Athlon's* preseason All-Sun Belt Conference Team, including senior quarterback **Ryan Aplin** (first

team), senior wide receiver **Josh Jarboe** (first team), senior offensive lineman **Zack McKnight** (first team), senior linebacker **Nathan Herrold** (first team), junior defensive lineman **Ryan Carrethers** (second team) and senior safety **Don Jones** (second team).

PHIL STEELE'S PRESEASON HONORS: *Phil Steele's* preseason All-Sun Belt team featured 12 A-State players, including first team selections **Ryan Aplin** (Sr., QB) and **Josh Jarboe** (Sr., WR). ASU's 12 selections tied the fourth most in the league with Troy. Earning a spot on the second team were **Taylor Stockemer** (Sr., WR), **Zack McKnight** (Sr., OL), **Nathan Herrold** (Sr., LB), **Chaz Scales** (Sr., DB) and **Andrew Tryon** (So., DB), who made the team as a kick returner. The Red Wolves' third-team choices were **Frankie Jackson** (So., RB), **Ryan Carrethers** (Jr., DL) and **Brian Davis** (Jr., K), while **Ishamail Hayes** (Jr., DE) and **Qushaun Lee** (So., LB) were fourth-team selections.

COLLEGE SPORTS MADNESS PRESEASON HONORS: CollegeSportsMadness.com has announced its preseason All-Sun Belt Conference Team, which includes Offensive Player of the Year **Ryan Aplin** (Sr., QB). Along with Aplin, **Zack McKnight** (Sr., OL) was named a first team choice. Second team selections included **Josh Jarboe** (Sr., WR), **Brian Davis** (Jr., K) and **Nathan Herrold** (Sr., LB). A-State's third team picks included **Taylor Stockemer** (Sr., WR), **Andrew Tryon** (So., DB) as a kick returner and **Chaz Scales** (Sr., DB).

BLUE RIBBON PRESEASON HONORS: The Blue Ribbon Preseason All-Sun Belt Conference Team included Arkansas State players **Josh Jarboe** (Sr., WR), **Ryan Aplin** (Sr., QB) and **Nathan Herrold** (Sr., LB).

ASU IN 2012 SUN BELT RANKINGS

Stat	ASU	Rank	Leader
Interceptions	1 total	T1	8 tied
Sacks Against	0.0 pg	T1	6 tied
PAT Kicking	1,000 pct.	T1	8 tied
Opp. Penalties	75.0 ypg	2	USA (114.0)
Total Offense	530.0 ypg	2	WKU (596.0)
4th Down Conv.	63.0 pct.	2	ULL (73.3)
First Downs	27.0 pg	3	FIU (29.0)
Pass Efficiency	141.9	3	WKU (225.1)
Rushing Offense	226.0 ypg	3	Troy (262.0)
Pass Offense	304.0 ypg	3	WKU (352.0)
Scoring Offense	34.0 ppg	4	WKU (49.0)
Red Zone Off.	75.0 pct.	4	3 tied (1,000)
Field Goals	.667 pct.	5	4 tied (1,000)
Time of Poss.	27:27	6	WKU (32:53)
Sacks by	1.00 spg	T6	ULL (3.0)
Turnover Margin	-2.0 pg	7	ULL (+3.0)
Punting	29.5 net/p	7	ULL (41.7)
Penalties	57.0 ypg	7	FIU (23.0)
Punt Return Avg.	0.0 ypr	T7	USA/WKU
Kickoff Returns	18.5 ypr	T7	USA (47.5)
Rushing Defense	297.0 ypg	8	ULL (38.0)
Opp. 4th Down	80.0 pct.	8	5 tied (0.0)
Kickoff Coverage	35.7 net/avg.	8	ULL (45.3)
Red Zone Def.	87.5 pct.	8	2 tied (0.0)
3rd Down Conv.	33.3 pct.	T8	WKU (66.7)
Pass Defense	308.0 ypg	9	WKU (11.0)
Opp. 3rd Down	52.6 pct.	10	FAU/WKU
Total Defense	605.0 ypg	10	WKU (154.0)
Scoring Defense	57.0 ppg	10	ULL (0.0)
Pass Def. Effic.	166.9	10	WKU (8.4)
Opp. First Downs	34.0 pg	10	WKU (7.0)

ASU'S 2012 INDIVIDUAL SBC RANKINGS

Stat	ASU Player	Avg.	Rank
Receptions	Josh Jarboe	13.0 rpg	1
PAT Kicking	Brian Davis	1,000	T1
Tackles	Nathan Herrold	11.0 tpg	T1
Interceptions	Chaz Scales	1 int.	T1
Total Offense	Ryan Aplin	341.0 ypg	2
Passing	Ryan Aplin	304.0 ypg	2
Scoring (kick)	Brian Davis	10.0 ppg	2
Field Goals	Brian Davis	2.0 pg	T2
Field Goal Pct.	Brian Davis	.667	3
Rushing	David Oku	81.0 ypg	5
All Purpose	David Oku	173.0 ypg	5
Scoring	Brian Davis	10.0 ppg	5
Pass Effic.	Ryan Aplin	141.9	6
Rushing	Frankie Jackson	72.0 ypg	6
Receiving Yds	Julian Jones	80.0 ypg	7
Punting	Neely Sullivent	30.3 ypp	8
TFL	Shervarius Jackson	1.50 pg	T8
Kick Returns	David Oku	17.8 ypr	10
Tackles	Qushaun Lee	7.0 tpg	T21
Tackles	Andrew Tryon	6.0 tpg	T29

SUN BELT CAREER RECORDS

TOTAL OFFENSE			
	Yards	Years	
1. Steven Jyles (ULM)	10,234	2002-05	
2. Rusty Smith (FAU)	9,777	2005-09	
3. Ryan Aplin	9,075	2009-cur.	
TOTAL OFFENSE PER GAME			
	Avg.	Years	
1. Levi Brown (Troy)	274.3 ypg	2008-09	
2. Ryan Aplin	259.3 ypg	2009-cur.	
COMPLETION PERCENTAGE			
	Pct.	Years	
1. Clint Marks (MT)	66.0	2003-06	
2. Ryan Aplin	63.1	2009-cur.	
PASS COMPLETIONS			
	No.	Years	
1. Steven Jyles (ULM)	795	2002-05	
2. Rusty Smith (FAU)	768	2005-09	
3. Clint Marks (MT)	668	2003-06	
4. Ryan Aplin	662	2009-cur.	
PASSING YARDS			
	Yards	Years	
1. Rusty Smith (FAU)	10,112	2005-09	
2. Steven Jyles (ULM)	8,987	2002-05	
3. Ryan Aplin	7,720	2009-cur.	

A-STATE INDIVIDUAL CAREER RECORDS

TOTAL OFFENSE		
	Yards	Years
1. Ryan Aplin	9,075	2009-cur.
2. Corey Leonard	8,887	2006-09
TOTAL OFFENSE PLAYS		
	Plays	Years
1. Corey Leonard	1,604	2006-09
2. Ryan Aplin	1,423	2009-cur.
TOTAL OFFENSE AVERAGE PER GAME		
	Avg.	Years
1. Ryan Aplin	259.3	2009-cur.
2. Corey Leonard	201.9	2006-09
TOTAL OFFENSE AVERAGE PER PLAY		
	Avg.	Years
1. Johnny Covington	7.5	1992-95
2. Leroy Harris	7.0	1975-76
3. Dennis Forrest	6.7	1986-89
4. Ryan Aplin	6.4	2009-cur.
T5. Dennis Bolden	5.7	1975-76
Nick Noce	5.7	2003-05
RUSHING TOUCHDOWNS		
	No.	Years
1. Richie Woit	57	1950-53
T2. Reggie Arnold	33	2006-09
Dwane Brown	33	1984-87
T4. Ryan Aplin	26	2009-cur.
Calvin Harrell	26	1968-71
PASS ATTEMPTS		
	No.	Years
1. Cleo Lemon	1,128	1997-2000
2. Corey Leonard	1,088	2006-09
3. Ryan Aplin	1,048	2009-cur.
PASS COMPLETIONS		
	No.	Years
1. Ryan Aplin	662	2009-cur.
2. Corey Leonard	571	2006-09
PASSING YARDS		
	Yards	Years
1. Ryan Aplin	7,720	2009-cur.
2. Cleo Lemon	7,706	1997-2000
TOUCHDOWN PASSES		
	No.	Years
1. Cleo Lemon	48	1997-2000
2. Corey Leonard	47	2006-09
3. Ryan Aplin	46	2009-cur.
HIGHEST COMPLETION PERCENTAGE		
	Pct.	Years
1. Ryan Aplin	.631	2009-cur.
2. Jeremie Watkins	.539	1996-97
PASSING YARDS PER GAME		
	Avg.	Years
1. Ryan Aplin	220.6	2009-cur.
2. Cleo Lemon	188.0	1997-2000
TOUCHDOWN RECEPTIONS		
	No.	Years
1. John Koldus	15	1950-52
T2. Taylor Stockemer	13	2009-cur.
T10.4 tied	8	
NR Allen Muse	7	2009-cur.
RECEPTIONS		
	No.	Years
1. Dwayne Frampton	163	2010-11
6. Reginald Murphy	121	1993-96
7. Taylor Stockemer	99	2009-cur.
RECEIVING YARDS		
	Yds.	Years
1. Lennie Johnson	2,730	1995-98
5. Brandon Thompkins	1,701	2006-09
6. Taylor Stockemer	1,668	2009-cur.
MOST TOUCHDOWNS SCORED		
	No.	Years
1. Richie Woit	57	1950-53
6. Corey Walker	28	1993-96
7. Ryan Aplin	27	2009-cur.
MOST BLOCKED KICKS		
	No.	Years
1. Jimmy Lisko	8	1972-75
T2. Tim Starson	4	2009-cur.
MOST POINTS BY KICKING		
	Points	Years
1. Josh Arauco	288	2006-09
6. Joe Duren	165	1971-74
7. Brian Davis	141	2010-cur.



Gus Malzahn was named the Red Wolves' 28th head football coach Dec. 14, 2011, bringing him back to his home state after most recently enjoying highly successful stints as a top assistant coach at three NCAA FBS universities that garnered national acclaim.

A name highly recognized throughout Arkansas and the nation, Malzahn comes to Arkansas State after serving as the offensive coordinator and quarterbacks coach at Auburn for the past three seasons. A native of Fort Smith, Malzahn was named the winner of the 2010 Frank Broyles Award, given annually to the nation's top collegiate assistant coach.

His innovative offense made an immediate and profound impact during his tenure at Auburn, highlighted by a record-setting offense in 2010 when the Tigers finished 14-0 and claimed the school's first national championship since 1957. The Auburn offense set nine school records, including points in a season (577), points per game (41.2), total yards (6,989), total offense (499.2), rushing yards (3,987), rushing touchdowns (41) and passing touchdowns (31). Malzahn's record-setting offense in 2010 led the Southeastern Conference and finished in the top 10 nationally in six statistical categories.

He coached Heisman Trophy winner Cam Newton during the Tigers run to the 2011 BCS National Championship. Under Malzahn's direction, Newton later became the overall No. 1 pick in the 2011 NFL Draft after producing one of the best single-season quarterback performances in collegiate history. Newton threw for 2,908 yards and 30 touchdowns, while rushing for 1,586 yards and an additional 20 touchdowns as Auburn finished 14-0 and defeated Oregon 22-19 in the BCS title game.

Newton also won the school's first-ever Davey O'Brien Award and Manning Award, given to the nation's top quarterback. He also claimed the Maxwell Award presented annually to college football's top player, while also earning Associated Press National Player of the Year and SEC Offensive Player of the Year awards.

He helped lead the Tigers to a 7-5 record this season, which will include an appearance in the Chick-fil-A Bowl on Dec. 31. The Malzahn-led Auburn offense had four players named to the All-SEC Team, including sophomore running back Michael Dyer, junior tight end Philip Lutzenkirchen, senior offensive lineman Brandon Mosley and junior running back Onterio McCalebb.

Malzahn's arrival in 2009 and style of offense marked a drastic turnaround from the 2008 season when Auburn struggled offensively. In a two-year period, the Tigers improved from a tie for 110th to 7th in the nation in scoring offense (from 17.3 to 41.2) and from 104th to 7th in total offense. It also took Auburn just six games in 2009 to score more points than it did in all 12 games in 2008.

Before coaching at Auburn, Malzahn spent two seasons at Tulsa, coordinating a Golden Hurricane offense that finished first nationally in total offense in 2007 and 2008. Tulsa's offense in 2007 established nine team school records and 12 individual records. The Hurricane also set nine Conference USA team records, while Tulsa quarterback Paul Smith broke an

NCAA record by throwing for at least 300 yards in 14 consecutive games.

Prior to his time at Tulsa, he coached one season at Arkansas, where he served as offensive coordinator, coached Heisman Trophy runner-up Darren McFadden and helped the Razorbacks finish fourth nationally in rushing offense at 228.5 yards per game. In fact, two of Malzahn's first three collegiate offenses ranked in the top 10 nationally in rushing, including the 2008 Tulsa team and 2006 Arkansas squad.

In 14 seasons as a high school head coach, Malzahn led seven teams to the state championship game and won three titles. Malzahn coached two quarterbacks, Josh Floyd and Rhett Lashlee, who set national passing records. Malzahn also tutored 2005 Gatorade, Parade Magazine and Rivals.com National Player of the Year Mitch Mustain at Springdale High School.

Malzahn is married to the former Kristi Otwell and they are the parents of two daughters, Kylie (23) and Kenzie (20).

MALZAHN AT A GLANCE

COACHING EXPERIENCE

- 1992-95 – Head Coach, Hughes High School
- 1996-00 – Head Coach, Shiloh Christian High School
- 2001-05 – Head Coach, Springdale High School
- 2006 – Offensive Coordinator, University of Arkansas
- 2007-08 – Asst. Head Coach, Co-Offensive Coord., Tulsa
- 2009-11 – Offensive Coordinator, Auburn

BOWL EXPERIENCE

- Player – 1984 Liberty Bowl
- Player – 1985 Holiday Bowl
- Coach – 2007 Capital One Bowl
- Coach – 2008 GMAC Bowl
- Coach – 2010 Outback Bowl
- Coach – 2011 BCS National Championship Game

PERSONAL

- Hometown – Fort Smith, Arkansas
- Wife – Former Kristi Otwell
- Children – Daughters Kylie (22) & Kenzie (18)
- College – Henderson State, B.A. 1990
- Playing Experience – Arkansas (1984-85), Henderson State (1988-89)



2012: Enters senior season with 16 school records to his credit, including eight season, five single-game and three career marks that stand atop the most successful in ASU history . . . In just three seasons Aplin has broken the school record for career completions (633) . . . Currently second all-time at ASU in career total offense (8,734) and passing yards (7,416), third in passing touchdowns (43) and fifth in rushing touchdowns (25) . . . Enters his senior season as the conference fourth all-time leader in total offense, completions and passing yards . . . Nation's fifth leading player in career passing yards and completions and fourth leading player in career total offense among current players . . . *USA Today* Preseason Sun Belt Conference Player of the Year . . . Athlon's, Blue Ribbon College Yearbook, Phil Steele's Preseason First Team All-Sun Belt Conference . . . Johnny Unitas Golden Arm Award Watch List . . . Manning Award Watch List . . . Walter Camp Watch List.

2011: Named the 2011-12 Sun Belt Conference Male Student-Athlete of the Year, making him the second ASU player to win the league's highest honor over the last three years (Alex Carrington, 2009-10) . . . Named the Sun Belt Conference Player of the Year (one of just two players in ASU history to earn the league's highest football award) . . . First Team All-Sun Belt Conference for the second consecutive season . . . Sun Belt Conference Player of the Week twice . . . Little Rock Touchdown Club Player of the Year for Arkansas State University . . . College Football Performance Awards (CFPA) National Quarterback of the Year Watch List . . . Broke his own single-season school records for total offense (4,176 yards), total offense per game (321.2 ypg), pass completions (304), passing yards (3,588) and passing yards per game (276.0) . . . Put up impressive numbers that are among the best in the nation, ranking No. 10 in the country in total offense, No. 14 in passing yards, No. 20 in completions per game (23.38) and No. 33 in points responsible for (13.85 ppg) . . . Rushed for a career-best 588 yards that led the team and gives him 1,318 for his career . . . Recorded a team-high 10 rushing touchdowns . . . Ranked No. 1 in the Sun Belt Conference in total offense and total passing yards, No. 2 in pass efficiency, No. 4 in scoring (TDs), No. 7 in scoring and No. 9 in rushing yards . . . Became one of just two players in the history of the Sun Belt Conference to record over 3,000 yards total offense in two different seasons (2011 and 2010) . . . Ranked No. 2 in Sun Belt Conference history in single-season total offense, No. 4 in touchdowns responsible for (29) and No. 5 in passing yards . . . Preseason First Team All-Sun Belt Conference selection by *Sporting News*, *Lindy's* and *Athlon Sports* . . . Third Team All-SBC by Phil Steele's . . . *Sporting News* "best running quarterback" in the SBC . . . *Lindy's* "best scrambler" and "coolest in the clutch" in the SBC . . . ASU Athletic Director's Honor Roll.


2010: First Team All-Sun Belt Conference . . . CollegeFootballNews.com Sophomore All-America Team . . . Little Rock Touchdown Club's Arkansas State Player of the Year . . . Three-time Sun Belt Conference Offensive Player of the Week . . . Rivals.com Sun Belt Conference Player of the Week . . . Broke the single-season school records for total offense (3,416 yards), total offensive plays (548), pass completions (252), pass yards (2,939), passing touchdowns (21) and pass attempts (410) . . . 61.5 completion percentage was the second highest in school history . . . 2010 numbers placed him tied for second in Sun Belt Conference history in touchdowns responsible for (32), third in total plays, fourth in total offense, sixth in passing yards and passing touchdowns and seventh in completions for a single season . . . Nationally, ranked tied for 15th in points responsible for, 19th in total offense, 27th in passing yards per game and 51st in passing efficiency . . . led the Sun Belt Conference in total offense and touchdowns responsible for and ranked second in passing touchdowns, passing yards and completions and third in pass efficiency . . . Responsible for 70 percent of ASU's total offense that broke the school record and ranked second in the Sun Belt Conference . . . Threw at least one touchdown pass in every game and had at least one rushing touchdown in eight games . . . Recorded a school-record 438 passing yards against Louisiana-Lafayette, which was the most by a Sun Belt Conference player in 2010 and the 17th most in the nation . . . Broke the school record for completions (33) and total offense (442) in a game . . . Passed for at least 200 yards in nine games and recorded at least 200 yards of total offense in 11 outings . . . Connected with Taylor Stockemer for a 65-yard touchdown pass against Louisiana-Lafayette that was his longest completion of the year . . . Posted a long run of 40 yards against Troy . . . Preseason First Team All-Sun Belt Conference selection by *Sporting News*, *Lindy's* and *Athlon Sports* . . . Third Team All-SBC by Phil Steele's . . . *Sporting News* "best running quarterback" in the SBC . . . *Lindy's* "best scrambler" and "coolest in the clutch" in the SBC . . . Named to College Football Performance Awards national Quarterback of the Year Watch List . . . ASU Athletic Director's Honor Roll and Sun Belt Conference Commissioner's List member.

2009: Played in nine games, including three as a starter as a redshirt freshman . . . Started three of last four games of the season . . . Completed 77 of 118 attempts for 889 yards with three touchdowns . . . Rushed 64 times for 253 yards and four touchdowns . . . Finished season with second most rushing yards and rushing touchdowns on the team . . . Posted a long completion of 64 yards and a long rush of 47 yards . . . Posted 362 yards of offense in the Red Wolves victory over North Texas, the most ever by an ASU freshman and the fifth most by any player in school history . . . Aplin posted his only 100-yard rushing game against the Mean Green, piling up 122 yards, and also threw for a career-high 240 yards . . . Threw for at least 146 yards in final five games of the season.


2008: Redshirted and participated on the scout team.

HIGH SCHOOL: Two-year varsity letterman . . . Recorded 1,300 passing yards and 350 rushing yards in seven games played . . . Posted 2,300 passing yards and 17 touchdowns, while also rushing for 650 yards and 15 touchdowns as a senior . . . Named Shrine Bowl MVP . . . 2006 and 2007 First Team All-County and Second Team All-District . . . Also was lettered in baseball and was an all-conference selection . . . Also recruited by Middle Tennessee.

PERSONAL: Born May 8, 1990 . . . Son of Lorice Aplin



ARKANSAS STATE UNIVERSITY






ALL-AMERICA & HEISMAN CANDIDATE

QUARTERBACK RYAN APLIN

CAREER ACCOLADES

- 2011 SUN BELT CONFERENCE PLAYER OF THE YEAR
- 2011-12 SUN BELT CONFERENCE STUDENT-ATHLETE OF THE YEAR
- 2012 PRESEASON SUN BELT CONFERENCE OFFENSIVE PLAYER OF THE YEAR
- 2012 WALTER CAMP FOOTBALL FOUNDATION PLAYER OF THE YEAR WATCH LIST
- 2012 DAVEY O'BRIEN WATCH LIST
- 2012 MANNING AWARD WATCH LIST
- 2012 JOHNNY UNITAS GOLDEN ARM WATCH LIST
- 2012 USA TODAY PRESEASON SUN BELT CONFERENCE PLAYER OF THE YEAR
- TWO-TIME FIRST TEAM ALL-SUN BELT CONFERENCE
- HOLDS 16 SCHOOL RECORDS
- NO. 4 IN THE NATION IN CAREER TOTAL OFFENSE AMONG CURRENT PLAYERS
- NO. 5 IN THE NATION IN CAREER PASSING YARDS AMONG CURRENT PLAYERS
- ATHLON'S, BLUE RIBBON COLLEGE YEARBOOK AND PHIL STEELE'S FIRST TEAM PRESEASON ALL-CONFERENCE



RYAN APLIN, #16
QB • 6-1, 205 • SR. (RS) • 3L
TAMPA, FLA. (FLEMING ISLAND)

APLIN'S CAREER PASSING STATISTICS

Yr.	COMP	ATT	YDS	TD	INT	LG
2009	77	118	889	3	6	64
2010	252	410	2939	21	11	65
2011	304	476	3588	19	16	71
2012	29	44	304	3	1	72
Totals	662	1048	7720	46	34	72

APLIN'S CAREER RUSHING STATISTICS

Yr.	ATT	YDS	AVG.	TD	LG
2009	64	253	4.0	4	47
2010	138	477	3.5	11	40
2011	161	588	3.7	10	33
2012	12	37	3.1	1	10
Totals	375	1355	3.6	26	47

2012 ARKANSAS STATE FOOTBALL NOTES: NUMERICAL ROSTER

No.	Name	Pos.	Ht.	Wt.	Cl.	Exp	Hometown (previous school)
1	Carlos McCants	WR	5-11	185	Jr.-R	2L	Mobile, Ala. (LeFlore)
2	Taylor Stockemer	WR	6-4	210	Sr.-R	3L	Van Buren, Ark. (Van Buren)
2	Terrious Triplett	DB	6-1	185	Fr.-R	RS	Memphis, Tenn. (Ridgeway)
3	Josh Jarboe	WR	6-3	215	Sr.	1L	Decatur, Ga. (Northeast Mississippi CC)
3	Tyler Lindsey	LB	5-11	205	Fr.	HS	Hot Springs, Ark. (Lake Hamilton)
4	Brian Davis	K	5-11	160	Jr.	2L	Brentwood, Tenn. (Brentwood)
4	R.J. Fleming	WR	5-10	170	Jr.	2L	Natchez, Miss. (Trinity Episcopal Day School)
5	Don Jones	DB	6-1	208	Sr.	2L	Town Creek, Ala. (Miss. Gulf Coast CC)
6	Frankie Jackson	RB	5-9	185	So.-R	1L	Baton Rouge, La. (Capitol)
7	Julian Jones	WR	6-0	190	Jr.-R	2L	Germantown, Tenn. (Germantown)
8	Stephen Hogan	QB	6-4	205	Fr.-R	RS	Greenwood, Ark. (Greenwood)
8	Tausean Holmes	DB	5-10	190	Sr.	3L	Millington, Tenn. (Millington)
9	Rod Smith	RB	5-10	180	So.-R	1L	Dumas, Ark. (Dumas)
10	Artez Brown	DB	6-0	170	So.	1L	Newport, Ark. (Newport)
10	Zach Davis	QB	6-2	195	Fr.-R	RS	Harrisburg, Ark. (Harrisburg)
11	Phillip Butterfield	QB	6-2	215	Jr.-R	1L	Lake Hamilton, Ark. (Lake Hamilton)
11	Sterling Young	DB	6-2	182	So.-R	1L	Hoover, Ala. (Hoover)
12	Kyle Coleman	DB	6-1	215	So.	1L	Pine Bluff, Ark. (Watson Chapel)
13	Fredi Knighten	QB	5-10	160	Fr.	HS	Little Rock, Ark. (Pulaski Academy)
14	Dezmond Stegall	QB	6-1	208	Fr.	HS	Searcy, Ark. (Searcy)
15	Neely Sullivent	P	6-0	190	Sr.-R	2L	Bauxite, Ark. (Bauxite)
16	Ryan Aplin	QB	6-1	205	Sr.-R	3L	Tampa, Fla. (Fleming Island)
16	TeDarius Turner	DB	5-8	175	Fr.-R	RS	Memphis, Tenn. (Cordova)
17	Allen Muse	WR	6-4	215	Sr.	3L	Leesville, La. (Leesville)
18	Andre Smith	H-BACK	6-1	215	Sr.-R	3L	Killeen, Texas (Shoemaker)
19	Darion Griswold	TE	6-5	240	Fr.-R	RS	Dumas, Ark. (Dumas)
20	Cole Lorigan	DB	5-10	170	Sr.-R	3L	Hot Springs, Ark. (Hot Springs)
21	Sirgregory Thornton	RB	5-11	190	Jr.	2L	Memphis, Tenn. (Germantown)
22	Anthony Kincy	H-BACK	6-0	232	Sr.	1L	St. Petersburg, Fla. (Butte (CA) College)
23	J.D. McKissic	WR	5-10	185	Fr.-R	RS	Phenix City, Ala. (Central)
24	Andrew Tryon	DB	5-10	185	So.-R	1L	Little Rock, Ark. (Russellville)
25	David Oku	RB	5-10	195	Jr.	TR	Midwest City, Okla. (Tennessee)
25	Chaz Scales	DB	5-9	170	Sr.	3L	Franklin, Tenn. (Centennial)
26	DeKeathan Williams	ATH	6-1	200	Fr.	HS	West Helena, Ark. (Central)
27	Tres Houston	WR	6-2	183	So.	TR	College Park, Ga. (Northeast Mississippi CC)
28	Charleston Girley	DB	6-1	190	Fr.-R	RS	Pine Bluff, Ark. (Dollarway)
29	Chris Humes	DB	5-11	190	Fr.	HS	Hoover, Ala. (Spain Park)
30	Kelsey Collins	WR	5-8	170	So.-R	1L	Pine Bluff, Ark. (Pine Bluff)
31	Grant Gill	LB	6-1	210	So.-R	SQ	McGehee, Ark. (McGehee)
32	Ryan Jacobs	DB	6-1	185	So.-R	SQ	Evans, Ga. (Greenbrier)
33	Jonathan Victorian	DB	6-0	185	Sr.	2L	St. Louis, Mo. (Pattonville)
34	Booker Mayes	DB	5-11	162	Fr.	HS	Pine Bluff, Ark. (Dollarway)
35	Michael Gordon	RB	5-9	190	Fr.	HS	Camden, Miss. (Velma Jackson)
36	Tre' Fletcher	DB	5-8	183	Fr.	HS	Powder Springs, Ga. (McEachern)
37	Eddie Porter	LB	6-3	235	Jr.	TR	Woodlands, Texas (Blinn (TX) College)
38	Rocky Hayes	DB	5-11	177	Fr.	HS	Heflin, Ala. (Clebume County)
39	Todd Mays	DB	5-11	200	Fr.	HS	Olive Branch, Miss. (Olive Branch)
40	Nathan Herrold	LB	6-3	235	Sr.-R	3L	Ozark, Mo. (Ozark)
41	LaAngelo Albright	LB	5-11	205	Jr.-R	2L	Prattville, Ala. (Prattville)
42	Chris Stone	DE	6-3	245	Fr.-R	RS	Daleville, Ala. (Daleville)
43	Kendrick Daniels	RB	5-7	155	Fr.	HS	Sulphur Springs, Texas (Sulphur Springs)
44	Brock Barnhill	DB	6-0	176	So.-R	SQ	Mountain Home, Ark. (Mountain Home)
44	Cody Prater	TE	6-0	215	Sr.-R	3L	Jonesboro, Ark. (Valley View)
45	Tyler Morris	DS	5-11	185	Fr.	HS	Adairsville, Ga. (Cartersville)
46	Christian Fluellen	RB	5-11	235	Fr.	HS	Duncanville, Texas (Duncanville)
47	Jason Card	LB	6-0	212	So.	HS	Memphis, Tenn. (Ridgeway)
48	Qushaun Lee	LB	5-11	225	So.-R	1L	Prattville, Ala. (Prattville)
50	Darius Buckley	LB	5-10	223	So.-R	RS	Memphis, Tenn. (Lambuth)

2012 ARKANSAS STATE FOOTBALL NOTES: NUMERICAL ROSTER

No.	Name	Pos.	Ht.	Wt.	Cl.	Exp	Hometown (previous school)
51	Cade Oliver	DS	6-3	220	Jr.-R	RS	Mansfield, Texas (Kilgore (TX) JC)
52	Quanterio Heath	LB	6-2	200	Fr.	HS	Rison, Ark. (Rison)
53	Nick Nelms	LB	5-11	225	Sr.	3L	Germantown, Tenn. (Houston)
54	Shervarius Jackson	DE	6-2	230	Sr.	1L	Fort Valley, Ga. (Fresno City (CA) College)
55	Eric Allen	OL	6-1	300	Sr.-R	3L	Daphne, Ala. (Daphne)
58	Tyler Greve	OL	6-3	290	So.-R	1L	Jonesboro, Ark. (Jonesboro)
59	Jake Campbell	OL	6-6	320	Jr.-R	2L	Belleville, Ill. (Belleville East)
60	Steven Haunga	OL	6-2	313	Jr.-R	RS	Richmond, Calif. (College of the Canyons (CA))
61	Colton Jackson	OL	6-5	240	Fr.	HS	Ozark, Ark. (Ozark)
63	Cliff Mitchell	OL	6-5	305	Jr.-R	2L	Jasper, Texas (Jasper)
64	Lamarcus Cole	DL	6-2	220	Fr.	HS	Little Rock, Ark. (Hall)
67	Aaron Williams	OL	6-5	324	Jr.-R	RS	Moss Point, Miss. (Ariz. Western College)
68	Bryce Giddens	OL	6-0	265	Fr.	HS	Moultrie, Ga. (Colquitt County)
69	Alan Wright	OL	6-4	295	So.-R	1L	Cave City, Ark. (Cave City)
70	Devin Mondie	OL	6-6	300	Fr.	HS	Olive Branch, Miss. (Olive Branch)
71	Steven Stevens	OL	6-4	265	Fr.-R	RS	Bay Minette, Ala. (Baldwin County)
72	Kevin Galindo	OL	6-5	285	Sr.	1L	Concord, Calif. (Laney (CA) College)
73	Travis Bodenstein	OL	6-5	310	So.	TR	Springdale, Ark. (Kansas)*
74	Zack McKnight	OL	6-4	300	Sr.-R	1L	Salyer, Calif. (Mendocina Junior College)
75	Michael Flint	OL	6-3	297	Fr.	HS	Oxford, Ala. (Oxford)
76	Austin Moreton	DL	6-3	295	Fr.	HS	Fort Smith, Ark. (Southside)
77	Dexter Blackmon	DL	6-4	283	Jr.	TR	Selma, Ala. (Coffeyville (Kan.) CC)
78	Quintaz Struble	DL	6-2	235	Fr.	HS	Oklahoma City, Okla. (Heritage Hall)
79	Jemar Clark	OL	6-6	305	Fr.	HS	McCrory, Ark. (McCrory)
80	William Boyd	WR	6-1	195	So.-R	SQ	Cave City, Ark. (Cave City)
81	Ryan Wilbourn	K/P	5-10	157	Sr.-R	2L	Searcy, Ark. (Searcy)
82	Warren Leapheart	WR	6-4	205	Fr.	HS	Morrilton, Ark. (Morrilton)
84	Derek Keaton	WR	5-11	170	Fr.	HS	Camden, Ark. (Camden Fairview)
85	Kedric Murry	TE	6-3	265	Sr.-R	3L	Pleasant Grove, Ala. (Pleasant Grove)
86	Kendall Bruce	WR	5-10	190	Fr.	HS	Little Rock, Ark. (Pulaski Academy)
87	Kenneth Rains	TE	6-4	250	So.-R	1L	Hot Springs, Ark. (Lake Hamilton)
88	Max Coffin	P	5-11	180	Fr.	HS	Fayetteville, Ark. (Fayetteville)
89	Taylor Mason	WR	6-0	166	Fr.-R	RS	Jonesboro, Ark. (Valley View)
90	Ronnell Wright	DL	6-3	285	Sr.	1L	Savannah, Ga. (Butte (CA) College)
91	Timothy Starson	DE	6-5	255	Sr.-R	3L	Fort Smith, Ark. (Northside)
92	Darrius Rosser	DL	6-4	260	Fr.	HS	Marion, Ark. (Marion)
93	Darius Dunaway	DL	6-5	260	Jr.-R	2L	Monroe, La. (Carroll)
94	Markel Owens	DL	6-2	280	So.-R	1L	Jackson, Tenn. (Liberty Tech)
95	Hunter Shantz	DL	6-3	210	Fr.	HS	Cape Girardeau, Mo. (Cape Central)
96	John Gandy	DE	6-0	245	Jr.	TR	Houston, Texas (Blinn (Texas) College)
97	Amos Draper	DL	6-3	270	Jr.-R	2L	Tanner, Ala. (Tanner)
98	Ryan Carrethers	DL	6-2	310	Jr.-R	2L	Nashville, Tenn. (Brentwood Academy)
99	Luke Ferguson	K	6-0	195	Fr.	HS	Jonesbor, Ark. (Jonesboro)

*Due to NCAA transferring rules, will not be eligible to compete in a game until the 2013 season

PRONUNCIATION GUIDE

Taylor Stockemer.....stock-IH-mer
 Josh Jarboe.....jar-BOW
 Tausean HolmesTUH-shawn
 Devin Mondie.....MAHN-Dee
 Allen Muse.....MUCE
 Qushaun Lee.....QUH-shawn
 Steven HaungaHONG-uh
 Markel OwensMAHR-Kell
 David OkuOh-KOO
 Quintaz StrubleSTREW-Bull

OFFENSE**LEFT TACKLE**

- 67 Aaron Williams (6-5, 298, Jr.)
 72 Kevin Galdino (6-5, 263, Sr.)

LEFT GUARD

- 60 Steven Haunga (6-1, 315, Jr.)
 58 Tyler Greve (6-3, 277, So.)

CENTER

- 55 Eric Allen (6-1, 291, Sr.)
 68 Bryce Giddens (6-0, 285, Fr.)

RIGHT GUARD

- 63 Cliff Mitchell (6-5, 277, Jr.-R)
 69 Alan Wright (6-4, 295, So.-R)

RIGHT TACKLE

- 74 Zack McKnight (6-4, 300, Sr.)
 71 Steven Stevens (6-4, 268, Fr.-R)

QUARTERBACK

- 16 Ryan Aplin (6-1, 199, Sr.)
 or 11 Phillip Butterfield (6-2, 211, Jr.)
 13 Fredi Knighten (5-10, 192, Fr.)

RUNNING BACK

- 25 David Oku (5-10, 199, Jr.)
 or 6 Frankie Jackson (5-9, 197, So.-R)
 21 Sirgregory Thornton (5-11, 201, Jr.)

WIDE RECEIVER

- 3 Josh Jarboe (6-3, 198, Sr.)
 84 Derek Keaton (5-11, 169, Fr.)

WIDE RECEIVER

- 2 Taylor Stockemer (6-4, 211, Sr.)
 23 J.D. McKissic (5-10, 184, Fr.-R)

WIDE RECEIVER

- or 1 Carlos McCants (5-11, 194, Jr.)
 17 Allen Muse (6-4, 228, Sr.)

TIGHT END/H-BACK

- or 22 Anthony Kincy (6-0, 232, Sr.)
 or 18 Andre Smith (6-1, 215, Sr.)
 or 19 Darrion Griswold (6-5, 240, Fr.-R)
 87 Kenny Raines (6-4, 250, So.-R)

DEFENSE**DEFENSIVE END**

- 91 Tim Starson (6-5, 255, Sr.)
 93 Darius Dunaway (6-5, 274, Jr.)

DEFENSIVE TACKLE

- 97 Amos Draper (6-3, 270, Jr.)
 90 Ronnell Wright (6-3, 285, Sr.)

DEFENSIVE TACKLE

- 98 Ryan Carrethers (6-2, 310, Jr.-R)
 77 Dexter Blackmon (6-4, 273, Jr.)

DEFENSIVE END

- 54 Shervarius Jackson (6-2, 230, Sr.)
 42 Chris Stone (6-3, 251, Fr.-R)

WOLF LINEBACKER

- 53 Nick Nelms (5-11, 225, Sr.)
 37 Eddie Porter (6-3, 235, Jr.)

MIKE LINEBACKER

- 40 Nathan Herrold (6-3, 235, Sr.)
 48 Qushaun Lee (5-11, 232, Jr.-R)

STING LINEBACKER

- 5 Don Jones (6-1, 195, Sr.)
 12 Kyle Coleman (6-1, 210, So.)

CORNERBACK

- 25 Chaz Scales (5-9, 167, Sr.)
 or 33 Jonathan Victorian (6-0, 185, Sr.)
 2 Terrious Triplett (6-1, 191, Fr.-R)

FREE SAFETY

- 11 Sterling Young (6-2, 182, So.-R)
 20 Cole Lorigan (5-11, 168, Sr.)

STRONG SAFETY

- or 29 Chris Humes (5-11, 190, Fr.)
 8 Tausean Holmes (5-10, 190, Sr.)

CORNERBACK

- 24 Andrew Tryon (5-10, 185, So.-R)
 or 10 Artez Brown (6-0, 174, So.)
 38 Rocky Hayes (5-11, 177, Fr.)

SPECIALISTS**PLACE KICKER**

- 4 Brian Davis (5-11, 182, Jr.)
 99 Luke Ferguson (6-0, 193, Fr.)

KICKOFFS

- 99 Luke Ferguson (6-0, 193, Fr.)
 81 Ryan Wilbourn (5-10, 157, Sr.)

PUNTER

- 15 Neely Sullivent (6-0, 195, Sr.)
 81 Ryan Wilbourn (5-10, 157, Sr.)

KICK RETURN

- 25 David Oku (5-10, 199, Jr.)
 38 Rocky Hayes (5-11, 177, Fr.)

PUNT RETURN

- 23 J.D. McKissic (5-10, 184, Fr.-R)
 13 Fredi Knighten (5-10, 192, Fr.)

HOLDER

- 15 Neely Sullivent (6-0, 195, Sr.)
 81 Ryan Wilbourn (5-10, 157, Sr.)

LONGSNAPPER

- 51 Cade Oliver (6-3, 209, Jr.)
 10 Zach Davis (6-2, 179, Fr.-R)

2012 ARKANSAS STATE FOOTBALL NOTES: INDIVIDUAL CAREER HIGHS (OFFENSE)

#1 CARLOS McCANTS, WR, JR.

Receptions5 vs. Northern Illinois (1-8-12)
 Receiving Yards50 vs. Louisiana-Monroe (9-18-10)
 Longest Reception42 vs. Louisiana-Monroe (9-18-10)
 Receiving Touchdowns1 at Oregon (9-1-12)

#2 TAYLOR STOCKEMER, WR, SR.

Receptions11 vs. Northern Illinois (1-8-12)
 Receiving Yards185 vs. Northern Illinois (1-8-12)
 Longest Reception65 at Louisiana-Lafayette (9-11-10)
 Receiving Touchdowns2, twice (last vs. Louisiana-Lafayette, 11-12-11)

#3 JOSH JARBOE, WR, JR.

Receptions13 at Oregon (9-1-12)
 Receiving Yards162 vs. Memphis (9-10-11)
 Longest Reception71 vs. Memphis (9-10-11)
 Receiving Touchdowns2 vs. Memphis (9-10-11)
 Rushes4 at Oregon (9-1-12)
 Rushing Yards13 at Oregon (9-1-12)
 Longest Rush7 at Oregon (9-1-12)

#4 BRIAN DAVIS, K, JR.

Extra Point Attempts6 vs. Troy (12-3-11)
 Extra Points Made6 vs. Troy (12-3-11)
 Field Goals Attempted6 vs. UCA (9-24-11)
 Field Goals Made6 vs. UCA (9-24-11)
 Longest Field Goal47 at Illinois (9-3-11)
 Points Scored23 vs. UCA (9-24-11)

#4 R.J. FLEMING, WR, JR.

Receptions8 at WKU (10-1-11)
 Receiving Yards55 vs. Western Kentucky (11-13-10)
 Longest Reception16 vs. North Texas (10-30-11)
 Rushes3 vs. Louisville (10-2-10)
 Rushing Yards24 vs. Louisville (10-2-10)
 Longest Rush17 vs. Louisville (10-2-10)
 Kickoff Returns3 at ULM (10-8-11)
 Longest Kickoff Return81 at Navy (11-20-10)

#5 DAVID OKU, RB, JR.

Rushes12 at Oregon (9-1-12)
 Rushing Yards81 at Oregon (9-1-12)
 Longest Rush16 at Oregon (9-1-12)
 Receptions3 at Oregon (9-1-12)
 Receiving Yards21 at Oregon (9-1-12)
 Longest Reception13 at Oregon (9-1-12)
 Kickoff Returns4 at Oregon (9-1-12)
 Kickoff Return Yards71 at Oregon (9-1-12)
 Longest Kickoff Return22 at Oregon (9-1-12)

#6 FRANKIE JACKSON, RB, SO.

Rushes15 vs. Louisiana-Lafayette (11-12-11)
 Rushing Yards101 vs. Memphis (9-10-11)
 Longest Rush48 vs. Memphis (9-10-11)
 Rushing Touchdowns1, five times (last vs. Troy, 12-3-11)
 Receptions2, four times times (last vs. North Texas, 10-30-11)
 Receiving Yards44 vs. FIU (10-18-11)
 Long Reception40 at ULM (10-8-11)

#7, JULIAN JONES, JR., WR

Receptions2 at Oregon (9-1-12)
 Receiving Yards80 at Oregon (9-1-12)
 Longest Receptions72 at Oregon (9-1-12)
 Receiving Touchdowns1 at Oregon (9-1-12)

#9 ROD SMITH, RB, FR.

Rushes6 vs. UCA (9-24-11)
 Rushing Yards30 vs. UCA (9-24-11)
 Longest Rush15 vs. UCA (9-24-11)
 Receptions2 at ULM (10-8-11)
 Long Reception2 at ULM (10-8-11)

#15 NEELY SULLIVENT, P, SR.

Punts6, four times (last vs. FAU, 10-23-10)
 Punting Yards273 vs. Florida Atlantic (10-23-10)
 Average per Punt57.0 at Illinois (9-3-11)
 Longest Punt67 at Illinois (9-3-11)
 Inside 203, three times (last at Indiana, 10-16-10)

#16 RYAN APLIN, QB, SR.

Pass Attempts58 vs. Northern Illinois (1-8-12)
 Completions37 at WKU (10-1-11)
 Passing Yards438 at Louisiana-Lafayette (9-11-10)
 Long Pass72 at Oregon (9-1-12)
 Passing Touchdowns3, five times (last vs. Troy, 12-3-11)
 Rushing Yards164 vs. FIU (10-18-11)
 Rushing Touchdowns4 at Florida Atlantic (11-5-11)
 Total Offense442 at Louisiana-Lafayette (9-11-10)
 TD's Responsible For5, twice (last at Florida Atlantic, 11-5-11)

#17 ALLEN MUSE, WR, SR.

Receptions8 at Navy (11-20-10)
 Receiving Yards133 at Louisiana-Lafayette (9-11-10)
 Longest Reception61, twice (last at Louisiana-Lafayette, 9-11-10)
 Receiving Touchdowns2 vs. Louisville (10-2-10)

#18 ANDRE SMITH, H-BACK, SR.

Pass Attempts12 vs. Memphis (9-10-11)
 Completions10 vs. Memphis (9-10-11)
 Passing Yards101 vs. Memphis (9-10-11)
 Long Pass30 vs. Memphis (9-10-11)
 Passing Touchdowns1 vs. Memphis (9-10-11)
 Receptions2 at Auburn (9-4-10)
 Receiving Yards19 at Auburn (9-4-10)
 Longest Reception14 at Auburn (9-4-10)
 Rushes11 vs. UCA (9-24-11)
 Rushing Yards60 vs. UCA (9-24-11)
 Longest Rush21 vs. UCA (9-24-11)

#19 DARION GRISWOLD, TE, FR.

Receptions1 at Oregon (9-1-12)
 Receiving Yards26 at Oregon (9-1-12)
 Longest Reception26 at Oregon (9-1-12)

#21 SIRGREGORY THORNTON, RB, JR.

Rushes9 vs. Louisville (10-2-10)
 Rushing Yards78 vs. Louisville (10-2-10)
 Longest Rush40 vs. Memphis (9-10-11)
 Rushing Touchdowns1 at Indiana (10-16-10)
 Receptions4 at Indiana (10-16-10)
 Receiving Yards54 at Indiana (10-16-10)
 Longest Reception22 at Indiana (10-16-10)
 Receiving Touchdowns1 at Indiana (10-16-10)

#22 ANTHONY KINCY, H-BACK, SR.

Receptions2, twice (last vs. Northern Illinois, 1-8-12)
 Receiving Yards21 at Middle Tennessee (11-19-11)
 Longest Reception21 at Middle Tennessee (11-19-11)
 Receiving Touchdowns1 at Middle Tennessee (11-19-11)

#23 J.D. McKISSIC, WR, FR.

Receptions4 at Oregon (9-1-12)
 Receiving Yards28 at Oregon (9-1-12)
 Longest Reception9 at Oregon (9-1-12)

#85 KEDRIC MURRY, TE, SR.

Receptions4 at Florida Atlantic (11-14-09)
 Receiving Yards44 at Florida Atlantic (11-14-09)
 Longest Reception43 at Nebraska (9-12-09)

2012 ARKANSAS STATE FOOTBALL NOTES: INDIVIDUAL CAREER HIGHS (DEFENSE)

#5 DON JONES, DB, SR.

Tackles10 vs. Troy (12-3-11)
Tackles For Loss1, six times (last at Oregon, 9-1-12)
Sacks1 at Illinois (9-3-11)
Interceptions1 vs. Troy (12-3-11)
Pass Break-up2 at ULM (10-8-11)
Kickoff Returns1 at Illinois (9-3-11)
Kickoff Return Yards17 at Illinois (9-3-11)

#8 TAUSEAN HOLMES, DB, SR.

Tackles8 vs. Louisiana-Monroe (9-18-10)
Tackles For Loss3 at Middle Tennessee (11-19-11)
Forced Fumbles1, three times (last vs. Troy, 12-3-11)
Interceptions1 at Troy (9-25-10)
Pass Break-up2 at Middle Tennessee (11-19-11)
Kickoff Returns1 at Auburn (9-4-10)
Kickoff Return Yards13 at Auburn (9-4-10)

#10 ARTEZ BROWN, DB, SO.

Tackles1 vs. Memphis (9-10-11)
Kickoff Returns2 at Illinois (9-3-11)
Kickoff Return Yards27 at Illinois (9-3-11)
Long Kickoff Return17 at Illinois (9-3-11)

#11 STERLING YOUNG, S, SO.

Tackles9 at Florida Atlantic (11-5-11)
Tackles For Loss1.5 vs. FIU (10-18-11)
Sacks1 vs. FIU (10-18-11)
Interceptions1 vs. UCA (9-24-11)
Pass Break-up1, three times (last at Oregon, 9-1-12)
Fumbles Recovered1, twice (last at Florida Atlantic, 11-5-11)

#12 KYLE COLEMAN, DB, SO.

Tackles2 at Oregon (9-1-12)

#20 COLE LORIGAN, DB, SR.

Tackles5 at Oregon (9-1-12)
Fumbles Recovered1 vs. Troy (12-3-11)
Pass Break-up1 at Oregon (9-1-12)

#24 ANDREW TRYON, DB, SO.

Tackles6 at Oregon (9-1-12)
Kickoff Returns4 vs. Northern Illinois (1-8-12)
Kickoff Return Yards114 vs. Northern Illinois (1-8-12)
Longest Kickoff Return60 at Florida Atlantic (11-5-12)

#25 CHAZ SCALES, CB, SR.

Tackles10 at ULM (10-8-11)
Tackles For Loss1, twice (last at Florida Atlantic, 11-5-11)
Sacks0.5 at Virginia Tech (9-17-11)
Interceptions1, twice (last at Oregon, 9-1-12)
Fumbles Recovered1 at Troy (9-25-10)
Pass Break-up4 vs. Troy (12-3-11)

#29, CHRIS HUMES, DB, FR.

Tackles2 at Oregon (9-1-12)

#33, JONATHAN VICTORIAN, DB, SR.

Tackles2 at Oregon (9-1-12)

#37, EDDIE PORTER, LB, JR.

Tackles5 at Oregon (9-1-12)

#40 NATHAN HERROLD, LB, SR.

Tackles14 vs. Western Kentucky (11-13-10)
Tackles For Loss1.5, twice (last at ULM, 10-8-11)
Forced Fumbles1, twice (last at Florida Atlantic, 11-5-11)
Fumbles Recovered1 vs. Memphis (9-10-11)
Sacks1, twice (last vs. Memphis, 9-10-11)
Pass Break-up1, three times (last vs. Northern Illinois, 1-8-12)

#41 LAANGELO ALBRIGHT, LB, JR.

Tackles4 vs. Memphis (9-10-11)
Tackles For Loss0.5 vs. Memphis (9-10-11)

#42, CHRIS STONE, DE, FR.

Tackles3 at Oregon (9-1-12)
Tackles for Loss1 at Oregon (9-1-12)

#48 QUSHAUN LEE, LB, SO.

Tackles7, three times (last at Oregon, 9-1-12)
Tackles For Loss1, four times (last vs. Northern Illinois, 1-8-12)
Sacks0.5 at Virginia Tech (9-17-11)
Interceptions1, twice (last vs. FIU, 10-18-11)

#53 NICK NELMS, LB, SR.

Tackles8 vs. FIU (10-18-11)
Tackles For Loss1 at Western Kentucky (12-3-09)
Sacks0.5 at Oregon (9-1-12)
Fumbles Forced1, twice (last vs. FIU, 10-18-11)
Interceptions1 at Western Kentucky (12-3-09)
Fumble Recoveries1 at Auburn (9-4-10)

#54, SHERVARIUS JACKSON, DE, SR.

Tackles2 at Oregon (9-1-12)
Tackles for Loss1.5 at Oregon (9-1-12)
Sacks0.5 at Oregon (9-1-12)

#77, DEXTER BLACKMON, DL, JR.

Tackles2 at Oregon (9-1-12)

#90 RONNELL WRIGHT, DL, SR.

Tackles3, twice (last vs. UCA, 9-24-11)
Tackles For Loss1.5 vs. Memphis (9-10-11)
Sacks1 vs. Memphis (9-10-11)

#91 TIM STARSON, DE, SR.

Tackles5, twice (last at Oregon, 9-1-12)
Tackles For Loss1, three times (last at Florida Atlantic, 11-5-11)
Sacks1 at Florida Atlantic (11-5-11)
Fumbles Forced1 at Illinois (9-3-11)
Blocked Kicks3 vs. Louisiana-Monroe (9-18-10)
Blocked Extra Points2 vs. Louisiana-Monroe (9-18-10)
Blocked Field Goals1 vs. Louisiana-Monroe (9-18-10)

#93, DARIUS DUNAWAY, DE, JR.

Tackles3 vs. UCA (9-24-11)

#94, MARKEL OWENS, DL, SO.

Tackles3 at Oregon (9-1-12)

#96, JOHN GANDY, DE, JR.

Tackles1 at Oregon (9-1-12)
Tackles For Loss1 at Oregon (9-1-12)

#97 AMOS DRAPER, DL, JR.

Tackles7 at Navy (11-20-10)
Tackles For Loss3 at Troy (9-25-10)
Sacks1, three times (last vs. Middle Tennessee, 11-2-10)
Fumbles Forced1, twice (last at Troy, 9-25-10)
Fumbles Recovered1 vs. Middle Tennessee (11-2-10)
Blocked Field Goals1 at Louisiana-Lafayette (9-11-10)

#98 RYAN CARRETHERS, DL, JR.

Tackles7 vs. Louisiana-Lafayette (11-12-11)
Tackles for Loss1, twice (last at WKU, 10-1-11)
Sacks1 at WKU, 10-1-11

TEAM

SHUT OUT AN OPPONENT

ASU: 9-5-09 vs. Mississippi Valley State (61-0)
OPP: 11-1-08, No. 2 Alabama (35-0)

RUSHED FOR OVER 250 YARDS

ASU: 9-24-11 vs. UCA (56 for 375 yards)
OPP: 9-1-12 at Oregon (57 carries for 297 yards)

RUSHED FOR OVER 300 YARDS

ASU: 9-24-11 vs. UCA (56 for 375 yards)
OPP: 11-20-10 vs. Navy (60 carries for 301 yards)

PASSED FOR OVER 300 YARDS

ASU: 9-1-12 at Oregon (29-44-1 for 304 yards)
OPP: 9-1-12 at Oregon (28-39-1 for 308 yards)

HAD OVER 500 YARDS OF TOTAL OFFENSE

ASU: 9-1-12 at Oregon (530 yards: 304 pass, 226 rush)
OPP: 9-1-12 at Oregon (605 yards: 308 pass, 297 rush)

HAD OVER 600 YARDS OF TOTAL OFFENSE

ASU: 9-24-11 vs. UCA (646 yards: 375 rush, 271 pass)
OPP: 9-1-12 at Oregon (605 yards: 308 pass, 297 rush)

RECORDED 30 OR MORE FIRST DOWNS

ASU: 9-24-11, 32, vs. UCA
OPP: 9-1-12, 34, at Oregon

FAILED TO RUSH FOR 100 YARDS

ASU: 1-8-12 vs. Northern Illinois (29 carries for 28 yards)
OPP: 1-8-12 vs. Northern Illinois (35 carries for 59 yards)

FAILED TO PASS FOR OVER 100 YARDS

ASU: 11-1-08 at No. 2 Alabama (8 of 17 for 67 yards)
OPP: 9-10-11 vs. Memphis (13 of 29 for 87 yards)

HELD AN OPPONENT UNDER 200 YARDS TOTAL OFF.

ASU: 9-10-11 vs. Memphis (169 yards: 82 rush, 87 passing)
OPP: 11-1-08, No. 2 Alabama (158 yards: 91 rushing, 67 passing)

SCORED A SAFETY

ASU: 9-3-11 at Illinois
OPP: 11-19-11, Middle Tennessee

SCORED 50 OR MORE POINTS

ASU: 9-24-11 vs. UCA (53-24)
OPP: 9-1-12 at Oregon (57-34)

INDIVIDUAL

PLAYER RUSHED FOR 100 YARDS

ASU: 10-18-11, Ryan Aplin (vs. FIU), 21 carries for 164 yards
OPP: 11-5-11, Alfred Morris (FAU), 19 carries for 163 yards

PLAYER RUSHED FOR 200 YARDS

ASU: 9-6-08, Derek Lawson vs. TX Southern (18 for 209 yards)
OPP: 9-27-08, Curtis Steele, Memphis (22 carries for 203 yards)

TWO OR MORE PLAYERS RUSHED FOR 100 YARDS

ASU: 11-28-09 vs. North Texas: R. Aplin (16 carries for 122 yards) and Reggie Arnold (23 carries for 111 yards)
OPP: 10-2-10, Blial Powell (21 carries for 157 yards); Vic Anderson (18 carries for 108 yards) of Louisville

TWO OR MORE PLAYERS WITH 100 YARDS RECEIVING

ASU: 10-1-11 at Western Ky.: Dwayne Frampton (9 receptions for 126 yards) and Josh Jarboe (9 receptions for 112 yards)

PLAYER PASSED FOR 300 YARDS

ASU: 9-1-12, Ryan Aplin at Oregon (29-44-1 for 304 yards)
OPP: 12-3-11, Corey Robinson, Troy (32-52-2 for 311 yards)

PLAYER PASSED FOR 400 YARDS

ASU: 9-11-10, Ryan Aplin at UL Lafayette (25-45-1 for 438 yards)
OPP: 2004, Clint Marks, Middle Tenn. (30-34 for 447 yards)

RETURNED A KICKOFF FOR A TOUCHDOWN

ASU: 2001, James Hickenbotham vs. Idaho (93-yards)
OPP: 10-11-08, Luther Ambrose, ULM (91 yards)

RETURNED A PUNT FOR A TOUCHDOWN

ASU: 9-27-07, Kevin Jones vs. Memphis (89 yards)
OPP: 11-3-07, L. Singleton, FIU (80 yards)

RETURNED AN INTERCEPTION FOR A TOUCHDOWN

ASU: 9-24-11, Sterling Young (vs. UCA) (31 yards)
OPP: 1-8-12, Dechan Durante (NIU)(36 yards)

RETURNED A FUMBLE FOR A TOUCHDOWN

ASU: 12-3-11, Darryl Feemster vs. Troy (60 yards)
OPP: 11-21-09, Jeremy Kellem, Middle Tennessee (11 yards)

BLOCKED AN OPPONENT'S PUNT

ASU: 12-3-11, Qushaun Lee vs. Troy
OPP: 11-19-11, Middle Tennessee

RETURNED A BLOCKED PUNT FOR A TOUCHDOWN

ASU: 12-3-11, Qushaun Lee (block) and Don Jones (TD) vs. Troy (12 yards)
OPP: 2002, Brian Brosnan (block) and Kendrick Jones (TD), Illinois (0 yards)

RETURNED A BLOCKED FIELD GOAL FOR A TD

ASU: 2000, Hanis Bowens vs. North Carolina State (80 yards)
OPP: 2004, Terryl Fenton, UL-Lafayette (80-yards)

RUN FROM SCRIMMAGE OF 50 YARDS OR MORE

ASU: 10-11-08, Jahbari McLennan vs. ULM (63 yards)
OPP: 9-11-10, Kevis Streeter (UL Lafayette), 71 yards
9-11-10, Chris Masson (UL Lafayette), 60 yards

PASS FROM SCRIMMAGE OF 50 YARDS OR MORE

ASU: 9-1-12, 72 yards at Oregon (Ryan Aplin to Julian Jones)
OPP: 9-17-11, 52 yards vs. Virginia Tech (L. Thomas to Danny Coale)

MADE 50+ YARD FIELD GOAL

ASU: 9-10-11, 56 yards (Bobby Zalud vs. Memphis)
OPP: 9-23-06, 50 yards (T. Morstead, SMU)

2012 ARKANSAS STATE STARTING LINEUPS

OFFENSE

	QB	RB	H-BACK	WR	WR	WR	LT	LG	C	RG	RT
OREGON	Aplin	Oku	Kincy	McCants	Jones	Muse	Williams	Haunga	Allen	Mitchell	McKnight

DEFENSE

	DE	DT	DT	DE	WLB	MLB	SLB	CB	CB	SS	FS
OREGON	Starson	Draper	Carrethers	Jackson	Nelms	Herrold	Jones	Scales	Tryon	Holmes	Young

2012 A-STATE LONG PLAYS (20+ YARDS)

Yds	Play	Opponent	Date	Qtr.
72	Aplin pass to Jones (TD)	Oregon	9-1	2
38	Aplin pass to McCants (TD)	Oregon	9-1	4
26	Aplin pass to Griswold	Oregon	9-1	3
24	Jackson rush	Oregon	9-1	4
23	Jackson rush	Oregon	9-1	4
TOTAL: 5				
40+: 1				
30+: 2				

2011 ARKANSAS STATE SCORING DRIVES

	Plays	Yards	TOP (QTR)	Score
OREGON (6: 4 TD/1 FG)	12	56	3:30 (2nd)	Davis 43-yard field goal
	2	80	0:19 (2nd)	Aplin 72-yard pass to Jones
	14	74	4:14 (3rd)	Davis 29-yard field goal
	6	55	1:42 (3rd)	Aplin 6-yard pass to Jarboe
	7	71	2:48 (4th)	Aplin 38-yard pass to McCants
	6	75	2:06 (4th)	Aplin 1-yard run

TOTAL SCORING DRIVES: 6

SCORING DRIVES TAKING TWO MINUTES OR LESS: 2 (33% of all drives)

SCORING DRIVES TAKING FOUR MINUTES OR LONGER: 1 (17% of all drives)

2012 ARKANSAS STATE FOOTBALL NOTES: GAME RECAPS

SEPT. 1, 2012 • AUTZEN STADIUM: 56,144
No. 5 Oregon 57, Arkansas State 34

EUGENE, Ore. - Arkansas State senior quarterback Ryan Aplin became ASU's all-time leader in total offense and career passing yards, while senior wide out Josh Jarboe tied the school record with 13 pass receptions, but the No. 5-ranked Oregon Ducks countered with 605 yards of total offense and defeated the Red Wolves 57-34 at Autzen Stadium in the season opener for both teams. Aplin passed Corey Leonard to become ASU's all-time leader in total offense with 9,075 yards. Aplin also passed Cleo Lemon to become A-State's all-time leader in passing yards with 7,720 yards. He finished the night 29-of-44 for 304 yards and three touchdown passes, while Jarboe had 66 yards receiving and a touchdown.

Score by Quarters	1	2	3	4	Score
Arkansas State	0	10	10	14	34
Oregon	29	21	0	7	57

Team	Qtr	Time	Scoring play	Pys-Yds	TOP	Score
ORE	1	13:22	Barner 4 yd run	7-73	1:38	0-8
ORE	1	09:19	Thomas 12 yd rec	7-67	1:43	0-15
ORE	1	07:57	Huff 4 yd rec	3-22	0:29	0-22
ORE	1	02:27	Barner 17 yd run	8-56	2:54	0-29
ASU	2	13:57	Davis 43 yd FG	12-56	3:30	3-29
ORE	2	12:57	Thomas 12 yd rec	5-67	1:00	3-36
ORE	2	10:45	Thomas 33 yd run	2-48	0:23	3-43
ORE	2	07:06	Marshall 3 yd run	12-53	2:39	3-50
ASU	3	03:20	Jones 72 yd rec	2-80	0:19	10-50
ASU	3	10:46	Davis 29 yd FG	14-74	4:14	13-50
ASU	3	01:53	Jarboe 6 yd rec	6-55	1:42	20-50
ORE	4	11:36	Vaughn 7 yd rec	13-68	5:17	20-57
ASU	4	08:48	McCants 38 yd rec	7-71	2:48	27-57
ASU	4	04:30	Aplin 1 yd run	6-75	2:06	34-57

TEAM STATISTICS

	ASU	ORE
First Downs	27	34
Net yards rushing	226	297
Net yards passing	304	308
Passes Comp-Att-Int	29-44-1	28-39-1
Total Net Yards	530	605
Fumbles: Number-Lost	3-2	2-0
Penalties: Number-Yards	6-57	8-75
Possession Time	27:27	32:33
Third Down Conversions	4 of 12	10 of 19
Sacks By: Number-Yards	1-9	0-0

INDIVIDUAL STATISTICS

RUSHING: Arkansas State-Oku, David 12-81; Jackson, F. 7-72; Aplin, Ryan 12-37; Thornton, S. 1-17; Jarboe, Josh 4-13; McKissic, J.D. 1-6. Oregon Ducks-Barner, Kenjon 9-66; Thomas, D. 3-64; Marshall, Byron 24-64; Forde, Ayele 12-44; Bennett, Bryan 4-34; Mariota, Marcus 4-24; Bassett, Kenny 1-1. **PASSING:** Arkansas State-Aplin, Ryan 29-44-1-304. Oregon Ducks-Mariota, Marcus 18-22-0-200; Bennett, Bryan 10-17-1-108. **RECEIVING:** Arkansas State-Jarboe, Josh 13-66; McKissic, J.D. 4-28; Oku, David 3-21; Jones, Julian 2-80; McCants, Carlos 1-38; Griswold, D. 1-26; Kincy, Anthony 1-14; Murry, Kedric 1-11; Jackson, F. 1-8; Muse, Allen 1-7; Stockemer, T. 1-5. Oregon Ducks-Thomas, D. 4-55; Lowe, Keanon 4-34; Addison, Bralon 3-15; Kelley, B.J. 2-39; Stanford, D. 2-24; Vaughn, Rahsaan 2-22; Huff, Josh 2-22; Hawkins, Daryle 2-20; Lyerla, Colt 2-18; Brown, Pharaoh 1-16; Dungy, Eric 1-15; Butterfield, B. 1-11; Stanton, Blake 1-9; Barner, Kenjon 1-8. **INTERCEPTIONS:** Arkansas State-Scales, Chaz 1-5. Oregon Ducks-Boyet, John 1-25. **FUMBLES:** Arkansas State-Aplin, Ryan 2-1; Jackson, F. 1-1. Oregon Ducks-Addison, Bralon 1-0; Brown, Pharaoh 1-0.

JOSH JARBOE, SR. WR



ARKANSAS STATE MEDIA SERVICES

ASU SPORTS INFORMATION STAFF

Jerry Scott, Director

Office: 870-972-3405

Cell: 870-243-6021

jscott@astate.edu

Chris Graddy, Assistant Director

Office: 870-972-2707

Cell: 870-351-1692

christop.graddy@smail.astate.edu

TBA, Assistant Director

Office: 870-972-3547

TBA, Graduate Assistant

Office: 870-972-2428

Main Phone/FAX: 870-972-2541/3367

Mailing Address:

P.O. Box 1000, State University, AR 72467

Delivery Address:

217 Olympic Dr., Jonesboro, AR 72401

ARKANSAS STATE RADIO NETWORK

The Arkansas State Radio Network will broadcast every ASU football game during the 2011 season, originating from flagship station 107.9 FM (KFIN).
KFIN 107.9 FM Jonesboro (Flagship)
KTRQ 102.3 Memphis
93.3 FM Little Rock
KEAZ 100.7 FM Searcy/Heber Springs
KFLI 104.7 FM Searcy
KCCB 1260 AM Corning
KCTT 101.7 FM Mountain Home
KWYN 1400 AM Wynne
KRLW 1320 AM Walnut Ridge/Pocahontas
KRLW 106.3 FM Walnut Ridge/Pocahontas
KWAK 105.5 FM Stuttgart
KQEW 102.3 FM Fordyce
KOOU 104.7 FM Hardy
KOTN 102.5 FM Gould/Monticello

LIVE AT THE BRICKHOUSE

The "Live at the Brickhouse" radio show can be heard live on KFIN (107.9 FM), running from 7:00-8:00 p.m. each Tuesday throughout the season. The show will broadcast from the Brickhouse Grill, where those in attendance were able to ask questions for ASU's head football coach Gus Malzahn. Archives for the show can also be accessed through the StateZone on Arkansas State's official athletic web site (AStateRedwolves.com). EAB Sports Radio Network broadcaster Matt Stolz hosts the show.

THE GUS MALZAHN SHOW

"The Gus Malzahn Show," a weekly television program featuring Arkansas State's head football coach airs each Sunday throughout the season at 4:30 p.m. KATV-7 in Little Rock and at 10:30 p.m. on KAIT-8 in Jonesboro. The 30-minute show is hosted by East Arkansas Broadcasters radio host Mickey Ryan and provides fans with an in-depth look at the Red Wolves' football team. The show features game highlights, an interview with Coach Malzahn and weekly features on players and coaches.

POST-GAME INTERVIEWS: The Arkansas State locker room is closed to all members of the media. Head coach and requested assistant coaches and players will be available for interviews in the designated area following a brief cooling off period.

WEEKLY MEDIA CONFERENCE: Media representatives are encouraged to visit with ASU head coach Gus Malzahn during his weekly press conference, held Monday's at 11:30 a.m. at the ASU Football Facility. Quotes from the press conference will be available at AStateRedWolves.com as well.

PRACTICE COVERAGE: Arkansas State football practice is open to the media the first 20 minutes Tuesday and Wednesday. TV crews wishing to shoot practice must notify the sports information office in advance. Players and coaches are available for interviews following each practice, Tuesday-Wednesday.

WEEKLY RELEASES: All Arkansas State weekly football releases can be obtained as a PDF document on the athletics Web site at AStateRedWolves.com. To be added to the e-mail broadcast list for all football releases or if you would like releases faxed to you, contact Jerry Scott in the sports information office.

TWITTER: The Arkansas State Sports Information Office frequently posts information on a weekly basis, including updated in-game notes, on its official Twitter account. Media can follow the Twitter account @ASateSID.

PLAYER INTERVIEWS: All interviews with Arkansas State players must be arranged through the Sports Information Office. Please contact Jerry Scott.

SUN BELT TELECONFERENCE: The Sun Belt Conference will conduct a weekly teleconference with each of the league's head coaches each Monday throughout the season. Additional information can be found on the SBC Media Services page located in the notes package.

SUN BELT CONFERENCE WEEKLY VIDEO HIGHLIGHTS: The conference office will provide a weekly highlights and interviews for each SBC school throughout the season. Additional information can be found on the SBC Media Services page located in the notes package.

VIDEO HIGHLIGHTS: The Arkansas State Department of Athletics regularly posts video from ASU football press conferences, practices and games to the department's FTP site. Television stations wishing to access the FTP site to download video and sound should contact the ASU Sports Information Office.

COLLEGE PRESS BOX: Media can access notes, quotes, stats, media information and much more from Arkansas State and its opponents on the Sun Belt section of CollegePressBox.com. To access the site, visit www.collegepressbox.com. For the site's username and password, please contact the ASU Sports Information Office.

DIRECTIONS TO ASU STADIUM:

From Memphis International Airport: Start going toward the Airport Exit on Winchester Road. Bear right on Plough Boulevard for 1.4 miles. Take ramp onto I-240 West toward I-240 Little Rock/Downtown for 2.6 miles. Continue on I-55 North for 6.1 miles. Take the St. Louis/Little Rock exit on I-55 North and go 24.4 miles. Take exit 23B/Marked Tree/Jonesboro onto US-61 for 0.5 miles. Continue on US-63 North for 41 miles. Take ramp toward Caraway Road/Stadium Boulevard for 0.2 miles. Bear right on Stadium Boulevard and go 2.2 miles until seeing ASU Stadium on the left. Parking is available for the working media on the northwest grass lot of the stadium complex.

From Little Rock National Airport: Leaving the airport on East Roosevelt Road go 0.3 miles and continue on Annie M. Bankhead Drive for another 0.4 miles. Turn left to take the ramp onto I-440 East toward TO I-40 for 11.3 miles. Take the Jacksonville exit onto US-67 North and go 96.5 miles. Turn right on AR-226E and go 11.7 miles. Turn right on Co. Road 203. Turn left on US-49 and 6.5 miles. Take ramp onto US 49 North and go 2.7 miles until taking the Stadium Boulevard exit for 0.2 miles. Turn left on Stadium Boulevard and go 2.4 miles until seeing ASU Stadium on the left. Parking is available for working media on the northwest grass lot of the stadium complex.

The Automated ScoreBook
Arkansas State Game Results (as of Sep 02, 2012)
All games

Date	Opponent		Score	Overall	Conference	Time	Attend
09/01/12	at #5 Oregon Ducks	L	34-57	0-1	0-0	3:35	56144

The Automated ScoreBook

Arkansas State Combined Team Statistics (as of Sep 02, 2012)

All games

Date	Opponent	Score	Att.							
09/01/12	at #5 Oregon Ducks	L 34-57	56144							
Rushing										
	gp	att	gain	loss	net	avg	td	lg	avg/g	
Oku, David	1	12	81	0	81	6.8	0	16	81.0	
Jackson, F.	1	7	72	0	72	10.3	0	24	72.0	
Aplin, Ryan	1	12	50	13	37	3.1	1	10	37.0	
Thornton, S.	1	1	17	0	17	17.0	0	17	17.0	
Jarboe, Josh	1	4	13	0	13	3.2	0	7	13.0	
McKissic, J.D.	1	1	6	0	6	6.0	0	6	6.0	
Total	1	37	239	13	226	6.1	1	24	226.0	
Opponents	1	57	323	26	297	5.2	4	33	297.0	
Passing										
	gp	effic	comp	att	int	pct	yds	td	lg	avg/g
Aplin, Ryan	1	141.90	29	44	1	65.9	304	3	72	304.0
Total	1	141.90	29	44	1	65.9	304	3	72	304.0
Opponents	1	166.85	28	39	1	71.8	308	4	22	308.0
Receiving										
	gp	no.	yds	avg	td	lg	avg/g			
Jarboe, Josh	1	13	66	5.1	1	11	66.0			
McKissic, J.D.	1	4	28	7.0	0	9	28.0			
Oku, David	1	3	21	7.0	0	13	21.0			
Jones, Julian	1	2	80	40.0	1	72	80.0			
McCants, Carlos	1	1	38	38.0	1	38	38.0			
Griswold, D.	1	1	26	26.0	0	26	26.0			
Kincy, Anthony	1	1	14	14.0	0	14	14.0			
Murry, Kedric	1	1	11	11.0	0	11	11.0			
Jackson, F.	1	1	8	8.0	0	8	8.0			
Muse, Allen	1	1	7	7.0	0	7	7.0			
Stockemer, T.	1	1	5	5.0	0	5	5.0			
Total	1	29	304	10.5	3	72	304.0			
Opponents	1	28	308	11.0	4	22	308.0			
Field Goals										
	fg	pct.	01-19	20-29	30-39	40-49	50-99	lg	blk	
Davis, Brian	2-3	66.7	0-0	1-2	0-0	1-1	0-0	43	0	
Scoring										
	td	fg	PAT				dxp	saf	pts	
			kick	rush	rcv	pass				
Davis, Brian	-	2-3	4-4	-	-	-	-	-	10	
Aplin, Ryan	1	-	-	-	-	-	-	-	6	
Jones, Julian	1	-	-	-	-	-	-	-	6	
McCants, Carlos	1	-	-	-	-	-	-	-	6	
Jarboe, Josh	1	-	-	-	-	-	-	-	6	
Total	4	2-3	4-4	-	-	-	-	-	34	
Opponents	8	0-1	7-7	-	1	1-1	-	-	57	
Score by Quarters										
	1st	2nd	3rd	4th	OT	Total				
Arkansas State	0	10	10	14	0	34				
Opponents	29	21	0	7	0	57				

Record:	Overall	Home	Away	Neutral
All games	0-1	0-0	0-1	0-0
Conference	0-0	0-0	0-0	0-0
Non-Conference	0-1	0-0	0-1	0-0

Team Statistics	ASU	OPP
FIRST DOWNS	27	34
Rushing	15	16
Passing	11	16
Penalty	1	2
RUSHING YARDAGE	226	297
Rushing Attempts	37	57
Average Per Rush	6.1	5.2
Average Per Game	226.0	297.0
TDs Rushing	1	4
PASSING YARDAGE	304	308
Comp-Att-Int	29-44-1	28-39-1
Average Per Pass	6.9	7.9
Average Per Catch	10.5	11.0
Average Per Game	304.0	308.0
TDs Passing	3	4
TOTAL OFFENSE	530	605
Average Per Play	6.5	6.3
Average Per Game	530.0	605.0
KICK RETURNS: #-Yards	6-111	1-2
PUNT RETURNS: #-Yards	0-0	1-6
INT RETURNS: #-Yards	1-5	1-25
FUMBLES-LOST	3-2	2-0
PENALTIES-Yards	6-57	8-75
PUNTS-AVG	4-31.0	2-27.5
TIME OF POSSESSION/Game	27:27	32:33
3RD-DOWN Conversions	4/12	10/19
4TH-DOWN Conversions	0/1	4/5

Interceptions	no.	yds	avg	td	lg
Scales, Chaz	1	5	5.0	0	5

Punting	no.	yds	avg	lg	tb	fc	i20	50+	blk
Sullivent, N.	3	91	30.3	42	0	0	0	0	0
Wilbourn, Ryan	1	33	33.0	33	0	0	0	0	0

Punt Returns	no.	yds	avg	td	lg
Total	0	0	0.0	0	0
Opponents	1	6	6.0	0	6

Kick Returns	no.	yds	avg	td	lg
Oku, David	4	71	17.8	0	22
Tryon, Andrew	1	14	14.0	0	14
Hayes, Rocky	1	26	26.0	0	26
Total	6	111	18.5	0	26
Opponents	1	2	2.0	0	2

All Purpose	g	rush	rcv	pr	kr	ir	total	avg/g
Oku, David	1	81	21	0	71	0	173	173.0
Jones, Julian	1	0	80	0	0	0	80	80.0
Jackson, F.	1	72	8	0	0	0	80	80.0
Jarboe, Josh	1	13	66	0	0	0	79	79.0
McCants, Carlos	1	0	38	0	0	0	38	38.0
Total	1	226	304	0	111	5	646	646.0
Opponents	1	297	308	6	2	25	638	638.0

Total Offense	g	plays	rush	pass	total	avg/g
Aplin, Ryan	1	56	37	304	341	341.0
Oku, David	1	12	81	0	81	81.0
Jackson, F.	1	7	72	0	72	72.0
Thornton, S.	1	1	17	0	17	17.0
Jarboe, Josh	1	4	13	0	13	13.0
Total	1	81	226	304	530	530.0
Opponents	1	96	297	308	605	605.0

The Automated ScoreBook
Arkansas State Overall Team Statistics (as of Sep 02, 2012)
All games

Team Statistics	ASU	OPP
SCORING	34	57
Points Per Game	34.0	57.0
FIRST DOWNS	27	34
Rushing	15	16
Passing	11	16
Penalty	1	2
RUSHING YARDAGE	226	297
Yards gained rushing	239	323
Yards lost rushing	13	26
Rushing Attempts	37	57
Average Per Rush	6.1	5.2
Average Per Game	226.0	297.0
TDs Rushing	1	4
PASSING YARDAGE	304	308
Comp-Att-Int	29-44-1	28-39-1
Average Per Pass	6.9	7.9
Average Per Catch	10.5	11.0
Average Per Game	304.0	308.0
TDs Passing	3	4
TOTAL OFFENSE	530	605
Total Plays	81	96
Average Per Play	6.5	6.3
Average Per Game	530.0	605.0
KICK RETURNS: #-Yards	6-111	1-2
PUNT RETURNS: #-Yards	0-0	1-6
INT RETURNS: #-Yards	1-5	1-25
KICK RETURN AVERAGE	18.5	2.0
PUNT RETURN AVERAGE	0.0	6.0
INT RETURN AVERAGE	5.0	25.0
FUMBLES-LOST	3-2	2-0
PENALTIES-Yards	6-57	8-75
Average Per Game	57.0	75.0
PUNTS-Yards	4-124	2-55
Average Per Punt	31.0	27.5
Net punt average	29.5	27.5
KICKOFFS-Yards	7-272	9-570
Average Per Kick	38.9	63.3
Net kick average	34.4	42.7
TIME OF POSSESSION/Game	27:27	32:33
3RD-DOWN Conversions	4/12	10/19
3rd-Down Pct	33%	53%
4TH-DOWN Conversions	0/1	4/5
4th-Down Pct	0%	80%
SACKS BY-Yards	1-9	0-0
MISC YARDS	0	0
TOUCHDOWNS SCORED	4	8
FIELD GOALS-ATTEMPTS	2-3	0-1
ON-SIDE KICKS	0-0	0-0
RED-ZONE SCORES	(3-4) 75%	(7-8) 88%
RED-ZONE TOUCHDOWNS	(2-4) 50%	(7-8) 88%
PAT-ATTEMPTS	(4-4) 100%	(7-7) 100%
ATTENDANCE	0	56144
Games/Avg Per Game	0/0	1/56144
Neutral Site Games		0/0

Score by Quarters	1st	2nd	3rd	4th	OT	Total
Arkansas State	0	10	10	14	0	34
Opponents	29	21	0	7	0	57

The Automated ScoreBook
Arkansas State Overall Individual Statistics (as of Sep 02, 2012)
All games

Rushing	gp	att	gain	loss	net	avg	td	lg	avg/g
Oku, David	1	12	81	0	81	6.8	0	16	81.0
Jackson, F.	1	7	72	0	72	10.3	0	24	72.0
Aplin, Ryan	1	12	50	13	37	3.1	1	10	37.0
Thornton, S.	1	1	17	0	17	17.0	0	17	17.0
Jarboe, Josh	1	4	13	0	13	3.2	0	7	13.0
McKissic, J.D.	1	1	6	0	6	6.0	0	6	6.0
Total	1	37	239	13	226	6.1	1	24	226.0
Opponents	1	57	323	26	297	5.2	4	33	297.0

Passing	gp	effic	comp-att-int	pct	yds	td	lg	avg/g
Aplin, Ryan	1	141.90	29-44-1	65.9	304	3	72	304.0
Total	1	141.90	29-44-1	65.9	304	3	72	304.0
Opponents	1	166.85	28-39-1	71.8	308	4	22	308.0

Receiving	gp	no.	yds	avg	td	lg	avg/g
Jarboe, Josh	1	13	66	5.1	1	11	66.0
McKissic, J.D.	1	4	28	7.0	0	9	28.0
Oku, David	1	3	21	7.0	0	13	21.0
Jones, Julian	1	2	80	40.0	1	72	80.0
McCants, Carlos	1	1	38	38.0	1	38	38.0
Griswold, D.	1	1	26	26.0	0	26	26.0
Kincy, Anthony	1	1	14	14.0	0	14	14.0
Murry, Kedric	1	1	11	11.0	0	11	11.0
Jackson, F.	1	1	8	8.0	0	8	8.0
Muse, Allen	1	1	7	7.0	0	7	7.0
Stockemer, T.	1	1	5	5.0	0	5	5.0
Total	1	29	304	10.5	3	72	304.0
Opponents	1	28	308	11.0	4	22	308.0

Punt Returns	no.	yds	avg	td	lg
Total	0	0	0.0	0	0
Opponents	1	6	6.0	0	6

Interceptions	no.	yds	avg	td	lg
Scales, Chaz	1	5	5.0	0	5
Total	1	5	5.0	0	5
Opponents	1	25	25.0	0	25

Kick Returns	no.	yds	avg	td	lg
Oku, David	4	71	17.8	0	22
Hayes, Rocky	1	26	26.0	0	26
Tryon, Andrew	1	14	14.0	0	14
Total	6	111	18.5	0	26
Opponents	1	2	2.0	0	2

Fumble Returns	no.	yds	avg	td	lg
Total	0	0	0.0	0	0
Opponents	0	0	0.0	0	0

The Automated ScoreBook
Arkansas State Overall Individual Statistics (as of Sep 02, 2012)
All games

Scoring			PAT						
	td	fg	kick	rush	rcv	pass	dxp	saf	pts
Davis, Brian	-	2-3	4-4	-	-	-	-	-	10
Jones, Julian	1	-	-	-	-	-	-	-	6
Jarboe, Josh	1	-	-	-	-	-	-	-	6
Aplin, Ryan	1	-	-	-	-	-	-	-	6
McCants, Carlos	1	-	-	-	-	-	-	-	6
Total	4	2-3	4-4	-	-	-	-	-	34
Opponents	8	0-1	7-7	-	1	1-1	-	-	57

Total Offense	g	plays	rush	pass	total	avg/g
Aplin, Ryan	1	56	37	304	341	341.0
Oku, David	1	12	81	0	81	81.0
Jackson, F.	1	7	72	0	72	72.0
Thornton, S.	1	1	17	0	17	17.0
Jarboe, Josh	1	4	13	0	13	13.0
McKissic, J.D.	1	1	6	0	6	6.0
Total	1	81	226	304	530	530.0
Opponents	1	96	297	308	605	605.0

Field Goals	fg	pct.	01-19	20-29	30-39	40-49	50-99	lg	blk
Davis, Brian	2-3	66.7	0-0	1-2	0-0	1-1	0-0	43	0

FG Sequence	Arkansas State	Opponents
Oregon Ducks	(43),29,(29)	35

Punting	no.	yds	avg	lg	tb	fc	i20	50+	blk
Sullivent, N.	3	91	30.3	42	0	0	0	0	0
Wilbourn, Ryan	1	33	33.0	33	0	0	0	0	0
Total	4	124	31.0	42	0	0	0	0	0
Opponents	2	55	27.5	39	0	1	1	0	0

Numbers in (parentheses) indicate field goal was made.

Kickoffs	no.	yds	avg	tb	ob	retn	net	ydln
Ferguson, Luke	7	272	38.9	1	0			
Total	7	272	38.9	1	0	2.0	35.0	30
Opponents	9	570	63.3	3	0	18.5	42.7	22

The Automated ScoreBook
Arkansas State Overall Individual Statistics (as of Sep 02, 2012)
All games

<u>All Purpose</u>	<u>g</u>	<u>rush</u>	<u>rcv</u>	<u>pr</u>	<u>kr</u>	<u>ir</u>	<u>total</u>	<u>avg/g</u>
Oku, David	1	81	21	0	71	0	173	173.0
Jackson, F.	1	72	8	0	0	0	80	80.0
Jones, Julian	1	0	80	0	0	0	80	80.0
Jarboe, Josh	1	13	66	0	0	0	79	79.0
McCants, Carlos	1	0	38	0	0	0	38	38.0
Aplin, Ryan	1	37	0	0	0	0	37	37.0
McKissic, J.D.	1	6	28	0	0	0	34	34.0
Griswold, D.	1	0	26	0	0	0	26	26.0
Hayes, Rocky	1	0	0	0	26	0	26	26.0
Thornton, S.	1	17	0	0	0	0	17	17.0
Kincy, Anthony	1	0	14	0	0	0	14	14.0
Tryon, Andrew	1	0	0	0	14	0	14	14.0
Murry, Kedric	1	0	11	0	0	0	11	11.0
Muse, Allen	1	0	7	0	0	0	7	7.0
Scales, Chaz	1	0	0	0	0	5	5	5.0
Stockemer, T.	1	0	5	0	0	0	5	5.0
Total	1	226	304	0	111	5	646	646.0
Opponents	1	297	308	6	2	25	638	638.0

The Automated ScoreBook
Arkansas State Overall Defensive Statistics (as of Sep 02, 2012)
All games

##	Defensive Leaders	gp	Tackles				Sacks no-yds	Pass defense			Fumbles		blkd	
			ua	a	tot	tfl/yds		int-yds	brup	qbh	rcv-yds	ff	kick	saf
40	Herrold, Nathan	1	6	5	11
48	Lee, Qushaun	1	6	1	7
24	Tryon, Andrew	1	6	.	6
91	Starson, Tim	1	4	1	5
37	Porter, Eddie	1	2	3	5
11	Young, Sterling	1	3	2	5	.	.	.	1
20	Lorigan, Cole	1	5	.	5	.	.	.	1
53	Nelms, Nick	1	2	2	4	0.5-5	0.5-5
98	Carrethers, R.	1	2	2	4
5	Jones, Don	1	3	1	4	1.0-2
8	Holmes, Tausean	1	3	.	3	.	.	.	1
94	Owens, Markel	1	2	1	3
42	Stone, Chris	1	2	1	3	1.0-10
5B	Scales, Chaz	1	2	1	3	.	.	1-5
77	Blackmon, D.	1	1	1	2
29	Humes, Chris	1	1	1	2
90	Wright, Ronnell	1	1	1	2
33	Victorian, J.	1	2	.	2
54	Jackson, S.	1	1	1	2	1.5-5	0.5-4
12	Coleman, Kyle	1	.	2	2	.	.	.	1
96	Gandy, John	1	1	.	1	1.0-1
28	Girley, C.	1	.	1	1
25	Oku, David	1	1	.	1
97	Draper, Amos	1	1	.	1	1.0-3
Total		1	57	27	84	6-26	1-9	1-5	4
Opponents		1	51	18	69	3-8	0-0	1-25	3	2	2-0	1	.	.

The Automated ScoreBook
Arkansas State Team Game-by-Game (as of Sep 02, 2012)
All games

TEAM STATISTICS

Date	Opponent	Rushing				Receiving				Passing				Kick Returns				Punt Returns				tot off
		no.	yds	td	lg	no.	yds	td	lg	cmp-att-int	yds	td	lg	no.	yds	td	lg	no.	yds	td	lg	
09/01/12	at Oregon Ducks	37	226	1	24	29	304	3	72	29-44-1	304	3	72	6	111	0	26	0	0	0	0	530
		37	226	1	24	29	304	3	72	29-44-1	304	3	72	6	111	0	26	0	0	0	0	530
	Opponents	57	297	4	33	28	308	4	22	28-39-1	308	4	22	1	2	0	2	1	6	0	6	605

Games played: 1

Avg per rush: 6.1

Avg per catch: 10.5

Pass efficiency: 141.90

Kick ret avg: 18.5

All purpose avg/game: 646.0

Total offense avg/gm: 530.0

Date	Opponent	Tackles				Sacks		Fumble		Pass Defense			Blkd	PAT Attempts				saf	pts
		ua	a	total	tfl-yds	no-yds	ff	fr-yds	int-yds	qbh	brup	kick	kick	rush	rcv				
09/01/1	at Oregon Ducks	57	27	84	6.0-26	1.0-9	0	0-0	1-5	0	4	0	0	4-4	0	0	0	0	34
		57	27	84	6.0-26	1.0-9	0	0-0	1-5	0	4	0	0	4-4	0	0	0	0	34
	Opponents	51	18	69	3.0-8	0.0-0	1	2-0	1-25	2	3	0	0	7-7	0	1	0	0	57

		Punting									Field Goals			Kickoffs				
Date	Opponent	no.	yds	avg	long	blkd	tb	fc	50+	i20	md-att	long	blkd	no.	yds	avg	tb	ob
09/01/1	at Oregon Ducks	4	124	31.0	42	0	0	0	0	0	2-3	43	0	7	272	38.9	1	0
		4	124	31.0	42	0	0	0	0	0	2-3	43	0	7	272	38.9	1	0
Opponents		2	55	27.5	39	0	0	1	0	1	0-1	0	0	9	570	63.3	3	0

The Automated ScoreBook
Arkansas State Opponent Game-by-Game (as of Sep 02, 2012)
All games

OPPONENT STATISTICS

Date	Opponent	Rushing				Receiving				Passing				Kick Returns				Punt Returns				tot off
		no.	yds	td	lg	no.	yds	td	lg	cmp-att-int	yds	td	lg	no.	yds	td	lg	no.	yds	td	lg	
09/01/12	at Oregon Ducks	57	297	4	33	28	308	4	22	28-39-1	308	4	22	1	2	0	2	1	6	0	6	605
		57	297	4	33	28	308	4	22	28-39-1	308	4	22	1	2	0	2	1	6	0	6	605
Arkansas State		37	226	1	24	29	304	3	72	29-44-1	304	3	72	6	111	0	26	0	0	0	0	530

Games played: 1
 Avg per rush: 5.2
 Avg per catch: 11.0
 Pass efficiency: 166.85
 Kick ret avg: 2.0
 Punt ret avg: 6.0
 All purpose avg/game: 638.0
 Total offense avg/gm: 605.0

Date	Opponent	Tackles				Sacks no-yds	Fumble		Pass Defense			Blkd kick	PAT Attempts			saf	pts
		ua	a	total	tfl-yds		ff	fr-yds	int-yds	qbh	brup		kick	rush	rcv		
09/01/1	at Oregon Ducks	51	18	69	3.0-8	0.0-0	1	2-0	1-25	2	3	0	7-7	0	1	0	57
		51	18	69	3.0-8	0.0-0	1	2-0	1-25	2	3	0	7-7	0	1	0	57
Arkansas State		57	27	84	6.0-26	1.0-9	0	0-0	1-5	0	4	0	4-4	0	0	0	34

		Punting									Field Goals			Kickoffs				
Date	Opponent	no.	yds	avg	long	blkd	tb	fc	50+	i20	md-att	long	blkd	no.	yds	avg	tb	ob
09/01/1	at Oregon Ducks	2	55	27.5	39	0	0	1	0	1	0-1	0	0	9	570	63.3	3	0
		2	55	27.5	39	0	0	1	0	1	0-1	0	0	9	570	63.3	3	0
Arkansas State		4	124	31.0	42	0	0	0	0	0	2-3	43	0	7	272	38.9	1	0

The Automated ScoreBook
Arkansas State Passing Game-by-Game (as of Sep 02, 2012)
All games

#16 Aplin, Ryan	Comp	Att	Int	Pct	Yards	TD	Long	Sacked	Effic
Oregon Ducks	29	44	1	65.9	304	3	72	0-0	141.90
TOTALS	29	44	1	65.9	304	3	72	0-0	141.90

The Automated ScoreBook
Arkansas State Rushing/Receiving Game-by-Game (as of Sep 02, 2012)
All games

RUSHING	No-Yds/TD	ORE
Oku, David RB	12-81/0	12-81/0
Jackson, F. RB	7-72/0	7-72/0
Aplin, Ryan QB	12-37/1	12-37/1
Thornton, S. RB	1-17/0	1-17/0
Jarboe, Josh WR	4-13/0	4-13/0
McKissic, J.D. WR	1-6/0	1-6/0

RECEIVING	No-Yds/TD	ORE
Jones, Julian WR	2-80/1	2-80/1
Jarboe, Josh WR	13-66/1	13-66/1
McCants, Carlos WR	1-38/1	1-38/1
McKissic, J.D. WR	4-28/0	4-28/0
Griswold, D. TE	1-26/0	1-26/0
Oku, David RB	3-21/0	3-21/0
Kincy, Anthony TE	1-14/0	1-14/0
Murry, Kedric TE	1-11/0	1-11/0
Jackson, F. RB	1-8/0	1-8/0
Muse, Allen WR	1-7/0	1-7/0
Stockemer, T. WR	1-5/0	1-5/0

The Automated ScoreBook
Arkansas State All-Purpose Yards Game-by-Game (as of Sep 02, 2012)
All games

ALL-PURPOSE YARDS	Total	ORE
Oku, David	173	173
Jones, Julian	80	80
Jackson, F.	80	80
Jarboe, Josh	79	79
McCants, Carlos	38	38
Aplin, Ryan	37	37
McKissic, J.D.	34	34
Griswold, D.	26	26
Hayes, Rocky	26	26
Thornton, S.	17	17
Kincy, Anthony	14	14
Tryon, Andrew	14	14
Murry, Kedric	11	11
Muse, Allen	7	7
Scales, Chaz	5	5
Stockemer, T.	5	5

The Automated ScoreBook
Arkansas State Total Tackles Game-by-Game (as of Sep 02, 2012)
All games

Total Tackles	UA-A	Total	ORE
Herrold, Nathan LB	6-5	11	6-5
Lee, Qushaun LB	6-1	7	6-1
Tryon, Andrew DB	6-0	6	6-0
Young, Sterling DB	3-2	5	3-2
Lorigan, Cole DB	5-0	5	5-0
Starson, Tim DE	4-1	5	4-1
Porter, Eddie LB	2-3	5	2-3
Nelms, Nick LB	2-2	4	2-2
Carrethers, R. DL	2-2	4	2-2
Jones, Don	3-1	4	3-1
Owens, Markel DL	2-1	3	2-1
Stone, Chris DE	2-1	3	2-1
Holmes, Tausean DB	3-0	3	3-0
Scales, Chaz DB	2-1	3	2-1
Humes, Chris DB	1-1	2	1-1
Blackmon, D. DL	1-1	2	1-1
Wright, Ronnell DL	1-1	2	1-1
Jackson, S. DE	1-1	2	1-1
Victorian, J. DB	2-0	2	2-0
Coleman, Kyle DB	0-2	2	0-2
Oku, David	1-0	1	1-0
Girley, C. DB	0-1	1	0-1
Gandy, John DE	1-0	1	1-0
Draper, Amos DL	1-0	1	1-0

The Automated ScoreBook
Arkansas State Tackle For Loss Game-by-Game (as of Sep 02, 2012)
All games

TACKLES FOR LOSS	UA-A	Total	ORE
Jackson, S. DE	1-1	1.5	1.5-5
Jones, Don	1-0	1.0	1.0-2
Draper, Amos DL	1-0	1.0	1.0-3
Stone, Chris DE	1-0	1.0	1.0-10
Gandy, John DE	1-0	1.0	1.0-1
Nelms, Nick LB	0-1	0.5	0.5-5

The Automated ScoreBook
Arkansas State Sacks Game-by-Game (as of Sep 02, 2012)
All games

SACKS	UA-A	Total	ORE
Jackson, S. DE	0-1	0.5	0.5-4
Nelms, Nick LB	0-1	0.5	0.5-5

The Automated ScoreBook
Arkansas State Return Stats Game-by-Game (as of Sep 02, 2012)
All games

<u>PUNT RETURNS</u>	<u>No-Yds</u>	<u>ORE</u>
---------------------	---------------	------------

<u>KICK RETURNS</u>	<u>No-Yds</u>	<u>ORE</u>
Oku, David	4-71	4-71
Hayes, Rocky	1-26	1-26
Tryon, Andrew	1-14	1-14

<u>INT. RETURNS</u>	<u>No-Yds</u>	<u>ORE</u>
Scales, Chaz	1-5	1-5

<u>FUMBLE RETURNS</u>	<u>No-Yds</u>	<u>ORE</u>
-----------------------	---------------	------------

The Automated ScoreBook
Arkansas State Game Superlatives (as of Sep 02, 2012)
All games

INDIVIDUAL GAME HIGHS

Rushes	12	Aplin, Ryan at Oregon Ducks (09/01/12)
	12	Oku, David at Oregon Ducks (09/01/12)
Yards Rushing	81	Oku, David at Oregon Ducks (09/01/12)
TD Rushes	1	Aplin, Ryan at Oregon Ducks (09/01/12)
Long Rush	24	Jackson, F. at Oregon Ducks (09/01/12)
Pass attempts	44	Aplin, Ryan at Oregon Ducks (09/01/12)
Pass completions	29	Aplin, Ryan at Oregon Ducks (09/01/12)
Yards Passing	304	Aplin, Ryan at Oregon Ducks (09/01/12)
TD Passes	3	Aplin, Ryan at Oregon Ducks (09/01/12)
Long Pass	72	Aplin, Ryan at Oregon Ducks (09/01/12)
Receptions	13	Jarboe, Josh at Oregon Ducks (09/01/12)
Yards Receiving	80	Jones, Julian at Oregon Ducks (09/01/12)
TD Receptions	1	McCants, Carlos at Oregon Ducks (09/01/12)
	1	Jarboe, Josh at Oregon Ducks (09/01/12)
	1	Jones, Julian at Oregon Ducks (09/01/12)
Long Reception	72	Jones, Julian at Oregon Ducks (09/01/12)
Field Goals	2	Davis, Brian at Oregon Ducks (09/01/12)
Long Field Goal	43	Davis, Brian at Oregon Ducks (09/01/12)
Punts	3	Sullivent, N. at Oregon Ducks (09/01/12)
Punting Avg	33.0	Wilbourn, Ryan at Oregon Ducks (09/01/12)
Long Punt	42	Sullivent, N. at Oregon Ducks (09/01/12)
Long Kickoff Return	26	Hayes, Rocky at Oregon Ducks (09/01/12)
Tackles	11	Herrold, Nathan at Oregon Ducks (09/01/12)
Sacks	0.5	Nelms, Nick at Oregon Ducks (09/01/12)
	0.5	Jackson, S. at Oregon Ducks (09/01/12)
Tackles For Loss	1.5	Jackson, S. at Oregon Ducks (09/01/12)
Interceptions	1	Scales, Chaz at Oregon Ducks (09/01/12)

The Automated ScoreBook
Arkansas State Game Superlatives (as of Sep 02, 2012)
All games

TEAM GAME HIGHS

Rushes	37	at Oregon Ducks (09/01/12)
Yards Rushing	226	at Oregon Ducks (09/01/12)
Yards Per Rush	6.1	at Oregon Ducks (09/01/12)
TD Rushes	1	at Oregon Ducks (09/01/12)
Pass attempts	44	at Oregon Ducks (09/01/12)
Pass completions	29	at Oregon Ducks (09/01/12)
Yards Passing	304	at Oregon Ducks (09/01/12)
Yards Per Pass	6.9	at Oregon Ducks (09/01/12)
TD Passes	3	at Oregon Ducks (09/01/12)
Total Plays	81	at Oregon Ducks (09/01/12)
Total Offense	530	at Oregon Ducks (09/01/12)
Yards Per Play	6.5	at Oregon Ducks (09/01/12)
Points	34	at Oregon Ducks (09/01/12)
Sacks By	1	at Oregon Ducks (09/01/12)
First Downs	27	at Oregon Ducks (09/01/12)
Penalties	6	at Oregon Ducks (09/01/12)
Penalty Yards	57	at Oregon Ducks (09/01/12)
Turnovers	3	at Oregon Ducks (09/01/12)
Interceptions By	1	at Oregon Ducks (09/01/12)
Punts	4	at Oregon Ducks (09/01/12)
Punting Avg	31.0	at Oregon Ducks (09/01/12)
Long Punt	42	at Oregon Ducks (09/01/12)

The Automated ScoreBook
Arkansas State Game Superlatives (as of Sep 02, 2012)
All games

OPPONENT INDIVIDUAL GAME HIGHS

Rushes	24	Marshall, Byron, at Oregon Ducks (09/01/12)
Yards Rushing	66	Barner, Kenjon, at Oregon Ducks (09/01/12)
TD Rushes	2	Barner, Kenjon, at Oregon Ducks (09/01/12)
Long Rush	33	Thomas, D., at Oregon Ducks (09/01/12)
Pass attempts	22	Mariota, Marcus, at Oregon Ducks (09/01/12)
Pass completions	18	Mariota, Marcus, at Oregon Ducks (09/01/12)
Yards Passing	200	Mariota, Marcus, at Oregon Ducks (09/01/12)
TD Passes	3	Mariota, Marcus, at Oregon Ducks (09/01/12)
Long Pass	22	Mariota, Marcus, at Oregon Ducks (09/01/12)
Receptions	4	Thomas, D., at Oregon Ducks (09/01/12)
	4	Lowe, Keanon, at Oregon Ducks (09/01/12)
Yards Receiving	55	Thomas, D., at Oregon Ducks (09/01/12)
TD Receptions	2	Thomas, D., at Oregon Ducks (09/01/12)
Long Reception	22	Thomas, D., at Oregon Ducks (09/01/12)
	22	Kelley, B.J., at Oregon Ducks (09/01/12)
Punts	2	Rice, Jackson, at Oregon Ducks (09/01/12)
Punting Avg	27.5	Rice, Jackson, at Oregon Ducks (09/01/12)
Long Punt	39	Rice, Jackson, at Oregon Ducks (09/01/12)
Punts inside 20	1	Rice, Jackson, at Oregon Ducks (09/01/12)
Long Punt Return	6	Thomas, D., at Oregon Ducks (09/01/12)
Long Kickoff Return	2	Brown, Pharaoh, at Oregon Ducks (09/01/12)
Tackles	6	Hill, Troy, at Oregon Ducks (09/01/12)
	6	Ekpere-Olomu, I., at Oregon Ducks (09/01/12)
Tackles For Loss	1.0	Dargan, Erick, at Oregon Ducks (09/01/12)
	1.0	Hill, Troy, at Oregon Ducks (09/01/12)
	1.0	Lokombo, Boseko, at Oregon Ducks (09/01/12)
Interceptions	1	Boyett, John, at Oregon Ducks (09/01/12)

The Automated ScoreBook
Arkansas State Game Superlatives (as of Sep 02, 2012)
All games

OPPONENT TEAM GAME HIGHS

Rushes	57	at Oregon Ducks (09/01/12)
Yards Rushing	297	at Oregon Ducks (09/01/12)
Yards Per Rush	5.2	at Oregon Ducks (09/01/12)
TD Rushes	4	at Oregon Ducks (09/01/12)
Pass attempts	39	at Oregon Ducks (09/01/12)
Pass completions	28	at Oregon Ducks (09/01/12)
Yards Passing	308	at Oregon Ducks (09/01/12)
Yards Per Pass	7.9	at Oregon Ducks (09/01/12)
TD Passes	4	at Oregon Ducks (09/01/12)
Total Plays	96	at Oregon Ducks (09/01/12)
Total Offense	605	at Oregon Ducks (09/01/12)
Yards Per Play	6.3	at Oregon Ducks (09/01/12)
Points	57	at Oregon Ducks (09/01/12)
First Downs	34	at Oregon Ducks (09/01/12)
Penalties	8	at Oregon Ducks (09/01/12)
Penalty Yards	75	at Oregon Ducks (09/01/12)
Turnovers	1	at Oregon Ducks (09/01/12)
Interceptions By	1	at Oregon Ducks (09/01/12)
Punts	2	at Oregon Ducks (09/01/12)
Punting Avg	27.5	at Oregon Ducks (09/01/12)
Long Punt	39	at Oregon Ducks (09/01/12)
Punts inside 20	1	at Oregon Ducks (09/01/12)
Long Punt Return	6	at Oregon Ducks (09/01/12)